

TELWIN[®]
JOIN THE INNOVATION

GENERAL
CATALOGUE **2026**

**TELWIN[®]**

JOIN THE INNOVATION and GO FURTHER

**EN/
FOR MORE THAN 60 YEARS, A
COMPANY LOOKING TO THE FUTURE**

Since 1963, we have been a leader in the global market of welding, plasma cutting, spot welding, battery chargers and starters. Our method is unique, focused on continuous innovation and constant research into absolute quality: this is Made in Telwin, our guarantee.

**IT/
DA OLTRE 60 ANNI UN'AZIENDA CHE
GUARDA AL DOMANI**

Dal 1963 siamo un punto fermo nel mercato globale della saldatura, del taglio al plasma, della puntatura, dei caricabatterie e degli avviatori. Il nostro metodo è unico, incentrato sull'innovazione continua e sulla costante ricerca della qualità assoluta: questo è il Made in Telwin, la nostra garanzia.

**FR/
DEPUIS PLUS DE 60 ANS, UNE ENTREPRISE
TOURNÉE VERS L'AVENIR**

Depuis 1963, nous sommes une référence sur le marché mondial du soudage, de la découpe au plasma, du soudage par points, des chargeurs de batteries et des démarreurs. Notre méthode est exclusive, centrée sur l'innovation continue et sur la recherche constante de qualité absolue : tel est le Made in Telwin, notre garantie.

A SOLUTION FOR EVERYONE





**ES/
DESDE HACE MÁS DE 60 AÑOS UNA
EMPRESA QUE MIRA AL MAÑANA**

Desde 1963 somos un punto de referencia en el mercado global de la soldadura, el corte al plasma, la soldadura por puntos, los cargadores de baterías y los arrancadores. Nuestro método es único, centrado en la innovación continua y en la búsqueda constante de la calidad absoluta: esto es el Made in Telwin, nuestra garantía.

**DE/
EIN UNTERNEHMEN, SEIT MEHR ALS 60
JAHREN NACH VORNE SCHAUT**

Seit 1963 sind wir für den Weltmarkt ein Fels in der Brandung in Bezug auf Schweißen, Plasmaschneiden, Punktschweißen, Batterieladegeräte und Starter. Unser Verfahren ist einzigartig. Stete Innovation und ständiges Streben nach der absoluten Qualität werden in den Mittelpunkt gestellt: Das bedeutet „Made in Telwin“, unsere Garantie.

**PT/
HÁ MAIS DE 60 ANOS UMA EMPRESA QUE
PROJETA O FUTURO**

Desde 1963, somos um ponto de referência no mercado global da soldadura, corte a plasma, soldadura por pontos, carregadores de baterias e arrancadores. O nosso método é único, centrado na inovação contínua e na constante pesquisa da qualidade absoluta: isto é o Made in Telwin, a nossa garantia.

WE SET THE QUALITY PARAMETER



COMPANY



CERTIFIED QUALITY SYSTEM
UNI EN ISO 9001



CERTIFIED SYSTEM
UNI ISO 45001



CERTIFIED SYSTEM
UNI EN ISO 14001

PRODUCTS



APPROVED BY



ELEMENTS	Page
T-Arc 164÷214	5
Infinity 172÷228 CE	6
Infinity Tig 225, Bimax 140i, 150i Synergic	7
Maxima 160÷230 Synergic, Maxima 270	8
Infinity Plasma 40, Defender 8÷20	9
Touring 11÷18, Alaska 150, 210 Start, Sprinter 3000÷6000 Start	10
MMA ELECTRODE WELDING	
MMA Welding Info	11-13
Force 125, 145, 165	14
Force 205, 168 MPGE, Tecnica 171/S, 211/S, 188 MPGE	15
Technology XT	16
Advance 227 XT, Tecnica Tig 190 DC	17
Superior 250÷400 CE VRD, Supermig 600i XD	18
Linear i	19
MIG-MAG WELDING	
MIG-MAG Info	20-21
Technomig 180÷265 Dual Synergic	22
Technomig Treo, Technomig 240÷241 Wave	23
Telmig, Mastermig, Mastermig i	24-25
Supermig i	26-29
Electromig Synergic	30
Wave OS Info, Electromig Wave	31-32
TIG WELDING	
TIG Welding Info	33-35
Tecnica Tig, Advance 227 XT	36
Technology Tig DC, Technology Tig AC/DC	37
Superior Tig, Supertig	38-39
Cleantech, Tig optional	40-41
PLASMA CUTTING	
PLASMA Cutting Info	42
Technology Plasma XT, Superior Plasma, Special consumables	43-44
SPOT WELDING & REPAIR SYSTEMS	
Inductor 3000, 6000 AQUA, Smart Inductor 5000	45-46
SPOT Welding Info	47
Aluspotter, Puller, Digital Puller, Digital Car Spotter	48
Starter Stations, Smart Repair, Bodyshop, Dent Pulling Accessories	49-53
Digital Spotter, PTE LCD, PCP LCD, Modular, Digital Modular	54-56
CHARGING & STARTING	
CHARGING Info	57-58
T-Charge, T-Charge Evo	59
Pulse EVO	60
Doctor Charge	61-62
Pulse Tronic Info, Doctor Start, Computer	63
Alpine i, Alpine, Leader, Dynamic	64-65
Energy, Drive Mini	66
Drive, Drive Kompressor, Drive Pro, Pro Start	67-68
Startzilla XT, Battery Link, Booster cable	69
Battery Testers	70
Power station & Converter	71
Mastercharge Flex, Mastercharge	72
ACCESSORIES & CONSUMABLES	
Safety & Accessories	73
Welding Helmets, Weldwear, Accessories & Blister	74-90
Trolley, MMA Welding Kits, Remote Control, GRA	91-92
Gas regulator, MIG-MAG Welding	93-97
TIG Welding	98-99
PLASMA Cutting	100
SPOT Welding	101
Welding Tables	102
LEGENDA	
Legenda	103

MMA ELECTRODE WELDING



inverter



[www.telwin.com](#) MORE INFO



A | T-ARC 164

B | T-ARC 184



C | T-ARC 214

OPTIONAL

MMA - MIG/MAG - TIG MASK

LION - 804790
More masks pag. 74



RUTILE ELECTRODES STEEL
 Ø 1,6mm - 15pcs
804564
 Ø 2mm - 15pcs
a 804565
 Ø 2,5mm - 15pcs
804566
 Ø 3,2mm - 10pcs
B | C | 804567

RUTILE ELECTRODES STAINLESS STEEL
 Ø 2,5mm - 10pcs
804571
 Ø 3,2mm - 8pcs
B | C | 804572

BASIC ELECTRODES STEEL
 Ø 2,5mm - 10pcs
804569
 Ø 3,2mm - 8pcs
B | C | 804570

RUTILE ELECTRODES IN BOX - STEEL
 Ø 2mm - 2,5 kg
802737
 Ø 2,5mm - 2,5 kg
802739
 Ø 3,2mm - 4 kg
B | C | 802749

T-ARC 120
816165



TECHNICAL DATA

	CE EAC TÜV	CODE	V _{I PH} V (50-60Hz)	A _{MIN} / A _{MAX} DC	TELWIN % USE / O 20°C	A _{MAX} 40°C DC EN 60974-1 A	A _{60%} 40°C DC EN 60974-1 A	V ₀ DC V	A _{MAX} A	A _{60%} A	P _{MAX} kW	P _{60%} kW	P _{MIN} GEN kW	η	φ	Ø MIN MAX DC	LxWxH cm	kg	
A T-ARC 164 + accessories		816991	200-240 1ph	10 - 150	60% @150A	140@10%	80	85	31	15	4,3	2,25	6	16	82	0,65	1,6 4	30,2 x 13,2 x 24,2	4,0
B T-ARC 184 + accessories		816992	200-240 1ph	10 - 170	75% @170A	150@20%	80	85	34	15	5,1	2,25	7,5	16	82	0,65	1,6 4	30,2 x 13,2 x 24,2	4,0
C T-ARC 214 + accessories		816993	200-240 1ph	10 - 200	75% @200A	180@20%	90	85	38	17	5,6	2,54	8	16	84	0,65	1,6 - 4	30,2 x 13,2 x 24,2	4,0

MMA WELDING

MIG-MAG WELDING

TIG WELDING

PLASMA CUTTING

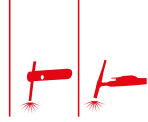
SPOT WELDING

CHARGING & STARTING

INDEX

ELEMENTS

MMA ELECTRODE WELDING



inverter



A | INFINITY 172 

B | INFINITY 200



C | INFINITY 220

D | INFINITY 228 CE 

OPTIONAL

MMA - MIG/MAG - TIG MASK
LION - 804790
More masks pag. 74



RUTILE ELECTRODES STEEL
Ø 1,6mm - 15pcs
804564
Ø 2mm - 15pcs
804565
Ø 2,5mm - 15pcs
804566
Ø 3,2mm - 10pcs
804567
Ø 4mm - 8pcs
804568

RUTILE ELECTRODES STAINLESS STEEL
Ø 2,5mm - 10pcs
804571
Ø 3,2mm - 8pcs
804572

BASIC ELECTRODES STEEL
Ø 2,5mm - 10pcs
804569
Ø 3,2mm - 8pcs
804570

RUTILE ELECTRODES IN BOX - STEEL
Ø 2mm - 2,5 kg
802737
Ø 2,5mm - 2,5 kg
802739
Ø 3,2mm - 4 kg
802749

TIG WELDING KITS
A | B | C
801097
D | 802491

Consumables:
TIG pag.99

TIG TORCHES
ST9V
A | B | C
4m 722563
ST26V
D | 4m 742058

GAS REGULATOR
A | B | C
722119
D |
722346

MAGNETIC HOLDERS
23 kg - 802583
34 kg - 804130
More pag. 88

GLOVES
MONTANA - 804336
More gloves
pag. 83

TECHNICAL DATA

CE EAC TUV SUD	CODE	V _{1PH} ≡ V (50-60Hz)	A _{MIN} / A _{MAX} DC	TELWIN % USE 25°C	A _{MAX} 40°C DC EN 60974-1 A	A _{60%} 40°C DC EN 60974-1 A	V ₀ DC	A _{MAX}	A _{60%}	P _{MAX}	P _{60%}	P _{MIN} GEN	η	φ	Ø MIN MAX DC	IP	LxWxH	kg	
A INFINITY 172 + accessories	816125	115/ 230 1ph	20 - 150 (230V)	-	140 @ 25%	80	75	28	14	4,4	2,1	6	16	87	0,7	1,6 4	IP23	35,5 x 14,5 x 24	4,9
			20 - 100 (115V)	-	90 @ 50%	80	75	29	26	2,6	2,2	5	20						
B INFINITY 200 + accessories	816129	230 1ph	10 - 200	95% @ 180A	180 @ 20 %	110	82	36	19	5,6	3,1	8	16	86	0,7	1,6 4	IP23	30,4 x 13,8 x 21,3	3,7
C INFINITY 220 + accessories	816082	230 1ph	20 - 200	-	200 @ 35 %	140	60	36	24	6	4	10	-	92	0,7	1,6 4	IP23	40 x 14,5 x 24	6,6
D INFINITY 228 CE + accessories	816084	230 1ph	20 - 200	-	200 @ 35 %	140	80	39	23	6,3	3,7	10	-	90	0,7	1,6 4	IP23	40 x 14,5 x 24	6,6

TIG WELDING

inverter

PULSE

EASY PULSE

VRD
VOLTAGE REDUCTION
DEVICE



E | INFINITY TIG 225 DC

OPTIONAL

→ CONSUMABLES TIG Pag. 99

CONSUMABLES BOX ST26 804138	GAS REGULATOR 722119	MMA - MIG/MAG TIG MASKS STREAM ROBOT 804234 More masks pag. 74	TIG TORCH ST26 4m 743121 8m 743123
ELECTRODE HOLDER 25 mm x 4m AX50 804123	QUICK GAS CONNECTOR 804208		
STAINLESS STEEL TIG CLEANING KIT	CRYSTAL BOX CLEAR CUP Ø 1,6 - 804204 CHAMPAGNE Ø 1,6 - 804202	REMOTE CONTROLS 2 pot. 802336	TROLLEY AMERICA 803084
CLEANTECH 200 850020		FPC-200 804456	

TECHNICAL DATA

CE EAC	CODE	V _{1PH}	A _{MIN} A _{MAX} DC	A _{MAX} 40°C DC	A _{60%} 40°C DC	V ₀ DC	A _{MAX}	A _{60%}	P _{MAX}	P _{60%}	η	φ	Ø _{MIN} Ø _{MAX} DC	IP	LxWxH	kg
		V (50-60Hz)	A	EN 86974-1 A	EN 86974-1 A	V	A	A	kW	kW	%	mm	mm		cm	kg
E INFINITY TIG 225 DC	816516	230 1ph	5 - 200	200 @ 30%	130	70	30	15	4,8	3,4	86	0,7	1,6 - 4	IP23	40,5 x 15,5 x 29	10,4

MIG - MAG WELDING

inverter

SYNERGY



F | BIMAX 140i SYNERGIC

inverter

**MULTI
PROCESS**
MIG MMA

SYNERGY

FLUX | MIG MAG

2in1
MIG/MAG - MMA



G | BIMAX 150i SYNERGIC

OPTIONAL

MIG READY BOX C
JJ 804149

**MMA - MIG/MAG
TIG MASK**

TRIBE 9-13
804404
More masks pag. 74

STEEL KIT - GAS -

Throwaway Bottle
G | 802147

STEEL KIT - GAS -

Refillable Bottle
G | 802148

**GAS
CONNECTION KIT**

Throwaway Bottle
G | 802032

Refillable Bottle
G | 802708

ALUMINIUM KIT
802036

MAGNETIC HOLDERS

23 kg - 802583
34 kg - 804130
More pag. 88

GLOVES

MONTANA
804336
More gloves pag. 83

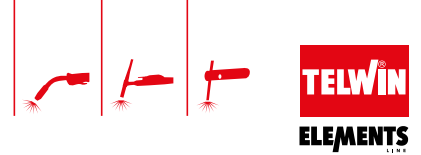


NEWS
JUNE 2026

TECHNICAL DATA

CE EAC	CODE	V _{1PH}	A _{MIN} A _{MAX} DC	A _{MAX} 40°C DC	A _{60%} 40°C DC	V ₀ DC	A _{MAX}	A _{60%}	P _{MAX}	P _{60%}	η	φ	Ø _{MIN} Ø _{MAX} DC	Ø _{ST}	Ø _{SS}	Ø _{AL}	Ø _{FX}	LxWxH	kg
		V (50-60Hz)	A	EN 86974-1 A	EN 86974-1 A	V	A	A	kW	kW	A	%	mm	mm	mm	mm	mm	mm	cm
F BIMAX 140i SYNERGIC	816168	230 1ph	20 - 150	115@20%	65	55	18	9	2,65	1,3	16	85	0,64	-	-	-	-	37,9 x 17,2 x 25,2	6,3
G BIMAX 150i SYNERGIC	816169	230 1ph	20 - 150	115@20%	65	55	18	9	2,65	1,3	16	85	0,64	1,6 2,5	0,6 0,8	0,8	0,8	37,9 x 17,2 x 25,2	7,1

MIG - MAG WELDING



MAX 5kg
200mm

inverter

SYNERGY

FLUX | MIG MAG



A | MAXIMA 160 SYNERGIC

B | MAXIMA 190 SYNERGIC

MAX 5kg
200mm

inverter

MULTI PROCESS
MIG | MMA | TIG

SYNERGY

FLUX | MIG MAG



C | MAXIMA 200 SYNERGIC

MAX 15kg
300mm

inverter

MULTI PROCESS
MIG | MMA | TIG

SYNERGY



D | MAXIMA 230 SYNERGIC

MAX 15kg
300mm

inverter

MULTI PROCESS
MIG | MMA | TIG



E | MAXIMA 270

OPTIONAL

→ CONSUMABLES MIG-MAG Pag. 95

MIG READY BOX C
A | B | C | D
804149

GAS REGULATOR
C | D | E | 722119
D | 722341

MMA - MIG/MAG -
TIG MASK
TRIBE 9-13
804404
More masks
pag. 74

STEEL KIT - GAS -
Throwaway Bottle
A | B | C | 802147

GAS CONNECTION KIT
Throwaway Bottle
A | B | C | 802032

ALUMINIUM KIT
A | B
802036
C | D | E
802115

STAINLESS
STEEL KIT
A | B | C | D | E
802037

ELECTRODE
HOLDERS
C | D | 804121
E | 804123

TROLLEYS
AMERICA
A | B | C
803084

CONSUMABLES BOX
MT25
E | 804152

QUICK GAS
CONNECTOR
804208

MIG-MAG TORCHES
MT15
C | D | 4m 742181
MT25
E | 4m 742184

STEEL KIT - GAS -
Refillable Bottle
A | B | C | 802148

Refillable Bottle
A | B | C | 802708

NAIL SPOT
WELDING KIT
D | 802034

TIG TORCHES
ST9V
C | D | 4m 722563
ST26V
E | 4m 742058

ARCTIC
A | B | C
803059

TECHNICAL DATA

	CODE	V _{1PH} V (50-60Hz)	A _{MIN} MAX DC	A _{MAX} 40°C DC	A _{60%} 40°C DC	V _{0 DC}	A _{MAX} A _{60%}	P _{MAX}	P _{60%}	η	φ	Ø _{MIN} MAX DC	Ø _{ST}	Ø _{SS}	Ø _{AL}	Ø _{FX}	Ø _{BZ}	IP	LxWxH cm	kg		
																					A	A
A MAXIMA 160 SYNERGIC	816085	230 1ph	20 - 150	115 @ 20%	65	44	18	9	2,6	1,2	16	86	0,7	-	0,6 0,8	0,8	0,8 1	0,8 1,2	0,8	IP23	45 X 23,5 X 37	9,3
B MAXIMA 190 SYNERGIC	816086	230 1ph	20 - 170	140 @ 20%	80	44	22	11	3,2	1,6	16	86	0,7	-	0,6 0,8	0,8	0,8 1	0,8 1,2	0,8	IP23	45 X 23,5 X 37	9,9
C MAXIMA 200 SYNERGIC	816087	230 1ph	20 - 170	140 @ 20%	80	44	22	11	3,2	1,6	16	86	0,7	1,6 3,2	0,6 0,8	0,8	0,8 1	0,8 1,2	0,8	IP23	45 X 23,5 X 37	11
D MAXIMA 230 SYNERGIC	816234	230 1ph	20 - 220	180 @ 20%	100	52	32	18	5,0	2,2	-	87	0,7	1,6 3,2	0,6 1	0,8 1	0,8 1	-	0,8 1	IP23	82,5 X 36 x 67	21
E MAXIMA 270	816126	230 1ph	20 - 250	220 @ 20%	130	60	39	22	6,3	3,3	-	87	0,7	1,6 4	0,6 1,2	0,8 1	0,8 1	-	0,8 1	IP23	82,5 X 36 x 67	23

PLASMA CUTTING

inverter



F | INFINITY PLASMA 40

OPTIONAL

PH TORCH CONSUMABLES BOX
804415



CONTENT				
802420 6pcs	802422 2pcs	802418 3pcs	EXTENDED	
			802428 2pcs	802429 2pcs
802423 6pcs	802425 2pcs			

CIRCULAR CUTTING UNIT
Ø max 680mm
804169



MMS-10 MOISTURE & MIXTURE STOP FILTER
804340



PLASMA CONSUMABLES
pag. 104



MMS-10 AIR FILTER CARTRIDGES (4pcs)
804343



TECHNICAL DATA



	CODE	V _{1PH} V (50-60Hz)	A _{MIN} / A _{MAX}	A _{MAX} 40°C EN 60974-1 A	V ₀ V	A _{MAX} A	P _{MAX} kW	mm	η %	φ mm	MAX mm	l/min	bar	IP	LxWxH cm	kg
F INFINITY PLASMA 40	816145	230 1ph	10 - 40	40 @ 20 %	313	29	4	16	85	0,7	15	100	4 - 5	IP23	55 x 14,5 x 24	6,5

CHARGING



CHARGE & MAINTAIN



COLD HIT



G | DEFENDER 8 6V 12V

H | DEFENDER 12 6V 12V



I | DEFENDER 20 12V 24V



Wet Gel MF AGM Pb-Ca EFB

TECHNICAL DATA

	CODE	V _{1PH} V (50-60Hz)	P W	V	A _{EFF} A	A _{EN} A	Ah _{MIN} Ah	Ah _{MAX} Ah	IP	LxWxH cm	kg
G DEFENDER 8	807558	100 - 240 1ph	15	6 / 12	0,75	0,75	2	20	IP54	5 x 8 x 3	0,2
H DEFENDER 12*	807607	230 1ph	62	6 / 12	2 / 4	2 / 4	2	40	IP54	25 x 7,3 x 4,5	0,5
I DEFENDER 20*	807608	230 1ph	120	12 / 24	8 / 4	8 / 4	8	90	IP54	20,1 x 11 x 5,8	0,8

*110V 1ph - DEFENDER 12 - 807861 - DEFENDER 20 - 807862

MMA WELDING
MIG-MAG WELDING
TIG WELDING
PLASMA CUTTING
SPOT WELDING
CHARGING & STARTING
INDEX
ELEMENTS

CHARGING & STARTING



A | TOURING 11 6V 12V

B | TOURING 15 12V 24V

C | TOURING 18 12V 24V



D | ALASKA 150 START 12V

E | ALASKA 210 START 12V 24V



F | SPRINTER 3000 START 12V 24V

G | SPRINTER 4000 START 12V 24V

H | SPRINTER 6000 START 12V 24V

OPTIONAL

FUSES - 10 pcs

5A	A 802859
10A	B 802255
15A	C 802256



FUSES - 20 pcs

50A	F 802259
80A	G 802260
100A	H 802029



TECHNICAL DATA

CE EAC	CODE	CHARGE	START	V _{1PH}		P _{CHARGE}		P _{START}	V	A _{EFF}		A _{EN}		A _{START MAX}		A _{1V/C}		Ah _{MIN}	Ah _{MAX}	N°	LxWxH	kg
				V (50-60Hz)	W	kw	kw			A	A	A	A	Ah	Ah	cm						
A TOURING 11	807851	X	-	200-240 1ph	60	-	-	6 / 12	2 (6V) 6 (12V)	1,5 (6V) 3 (12V)	-	-	15 (6V) 25 (12V)	30 (6V) 55 (12V)	-	12 x 19,5 x 19	1,7					
B TOURING 15	807852	X	-	200-240 1ph	130	-	-	12 / 24	12 (12V) 6,5 (24V)	6 (12V) 4,5 (24V)	-	-	50 (12V) 30 (24V)	115 (12V) 55 (24V)	-	12 x 19,5 x 19	2,9					
C TOURING 18	807853	X	-	200-240 1ph	230	-	-	12 / 24	15 (12V) 8 (24V)	9 (12V) 6 (24V)	-	-	60 (12V) 50 (24V)	180 (12V) 115 (24V)	-	12 x 19,5 x 19	3,5					
D ALASKA 150 START	807576	X	X	230 1ph	220	-	-	12	20	12	-	50/100	10	200	2	24,5x19,5x 13	5,9					
E ALASKA 210 START	807579	X	X	230 1ph	300	-	2,2	12 / 24	25 (12V) 12 (24V)	15 (12V) 8 (24V)	150	100	10 (12V) 10 (24V)	300 (12V) 160 (24V)	5	24,5x19,5 x13	7,6					
F SPRINTER 3000 START	829490	X	X	230 1ph	-	1	6,4	12 / 24	45	31	300	180	20	700	3	26,1x39,5x 80,8	15					
G SPRINTER 4000 START	829491	X	X	230 1ph	-	2	12	12 / 24	90	60	400	300	20	1000	4	26,1x39,5x 80,8	18,4					
H SPRINTER 6000 START	829492	X	X	230 1ph	-	2,2	12	12 / 24	105	70	570	360	20	1550	4	26,1x39,5x 80,8	22,2					



		MMA WELDING CURRENT (A)										DUTY CYCLE EN60974-1	Ø MAX electrode (mm)	PROCESS				SPECIAL FEATURES			SPECIAL ELECTRODES		DISPLAY		WEIGHT (kg)										
AC	DC	50	100	150	200	250	300	350	400	500	MMA PULSED			MIG-MAG	TIG	GOUGING	MPGE	MV PFC	VRD	CELLULOSIC	ALUMINIUM	DIGITAL	LCD												
INVERTER																																			
1ph	FORCE 125	■	80A																				80@5%	2,5											3,1
	FORCE 145	■	130A																				125@7%	3,2											5,2
	FORCE 165	■	150A																				140@7%	4											5,5
	FORCE 168 MPGE	■	150A													■							140@7%	4											5,5
	FORCE 205	■	200A																				180@20%	4											5,8
	TECNICA 171/S	■	150A													■						■	140@25%	4											5,7
	TECNICA 188 MPGE	■	150A													■						■	140@25%	4											6
	TECNICA 190 TIG	■	170A													■					■	■	160@20%	4											4,3
	TECNICA 211/S	■	180A													■						■	180@20%	4											5,8
	TECHNOLOGY 186 XT MPGE	■	160A													■						■	160@35%	4											10,1
	TECHNOLOGY 236 XT	■	200A													■						■	200@35%	4											10,5
	TECHNOLOGY 238 XT CE/ MPGE	■	200A													■				■	■	■	200@35%	4											10,5
ADVANCE 227 XT MV/ PFC VRD	■	200A													■				■	■	■	200@30% 150@30%	4										■	11,7	
3ph	LINEAR 350i	■	270A																		■	270@40% 220@40%	6											19,2	
	LINEAR 450i	■	400A												■						■	400@40% 300@40%	6											21	
	LINEAR 500i XD	■	400A												■						■	400@60% 300@60%	6											23,6	
	SUPERMIG 600i XD	■	500A												■	■				■	■	■	500@60% 400@60%	8										■	38
	SUPERIOR 250	■	250A													■							220@25%	5											8,4
	SUPERIOR 320 CE VRD	■	270A													■				■	■	■	270@35% 220@42%	6											10,2
	SUPERIOR 400 CE VRD	■	400A													■				■	■	■	400@40% 300@40%	8										■	19,5

MMA PROCESS

EN/ 1. Electrode 2. Core 3. Coating 4. Slag 5. Gaseous protection 6. Welding arc 7. Melting pool 8. Base material

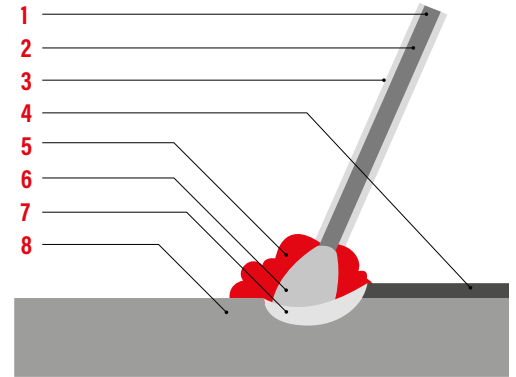
IT/ 1. Elettrodo 2. Anima 3. Rivestimento 4. Scoria 5. Protezione gassosa 6. Arco di saldatura 7. Bagno di fusione 8. Materiale base

FR/ 1. Électrode 2. Âme 3. Revêtement 4. Scorie 5. Protection gazeuse 6. Arc de soudage 7. Bain de fusion 8. Matériau de base

ES/ 1. Electrodo 2. Alma 3. Rivestimento 4. Escoria 5. Protección gassosa 6. Arco de soldadura 7. Baño de fusión 8. Material de base

DE/ 1. Elektrode 2. Kern 3. Umhüllung 4. Schlacke 5. Gasschutz 6. Schweissbogen 7. Schmelzbad 8. Grundstoff

PT/ 1. Elétrodo 2. Alma 3. Revestimento 4. Escória 5. Proteção gasosa 6. Arco de soldadura 7. Banho de fusão 8. Material de base



MMA FEATURES

PLUS

EN/ Highly practical - Highly economic - Without gas bottles
- Welding in any positions

IT/ Elevata praticità - Alta economicità - Assenza di bombole gas
- Saldatura in tutte le posizioni

FR/ Aspect pratique extrême - Haut économique - Pas de bouteille de gaz
- Soudage en toutes positions

ES/ Elevada practicidad - Alta economicidad - Ausencia de bombonas de gas
- Soldadura en todas las posiciones

DE/ Praktische Handhabung - Kostengünstig - Keine Gasflaschen
- Schweißen in allen Lagen

PT/ Muito prática - Muito económica - Ausência de garrafas de gás
- Soldadura em todas as posições

MINUS

EN/ Low productivity - Slag removal from the piece

IT/ Limitata produttività - Rimozione delle scorie dal pezzo

FR/ Productivité limitée - Élimination scories de la pièce

ES/ Limitada productividad - Eliminación de escorias de la pieza

DE/ Beschränkte Produktivität - Entfernung der Schlacke vom Werkstück

PT/ Produtividade limitada eliminação de escórias da peça



DUTY CYCLE (EN 60974)

EN/ The Duty Cycle is the number of minutes within an interval of 10 minutes during which one welding machine can operate continuously at a given current. The Duty Cycle for the maximum current depends on the temperature at which it is measured; TELWIN states all Duty Cycle at an ambient temperature of 40°C.

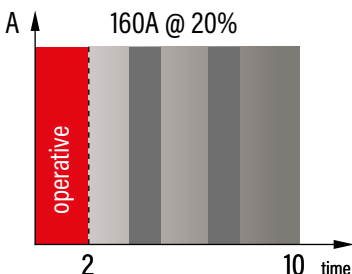
IT/ Il Duty Cycle è il numero di minuti in un intervallo di 10 minuti durante i quali una saldatrice può lavorare continuamente ad una data corrente. Il Duty Cycle relativo alla massima corrente dipende dalla temperatura alla quale viene misurato; TELWIN dichiara tutti i Duty Cycle alla temperatura ambiente di 40°C.

FR/ Le Cycle de travail correspond au nombre de minutes, dans un intervalle de 10 minutes, durant lesquelles un poste de soudage peut fonctionner en continu à une certaine courant. Le Cycle de travail relatif au courant maximal dépend de la température à laquelle il est mesuré; TELWIN déclare tous ses Cycles de travail à la température ambiante de 40°C.

ES/ El Duty Cycle es el número de minutos, en un intervalo de 10 minutos, durante los cuales una soldadora puede trabajar continuamente a una determinada corriente. El Duty Cycle relativo a la máxima corriente depende de la temperatura a la cual se mide; TELWIN declara todos los Duty Cycle a la temperatura ambiente de 40°C.

DE/ Die Einschaltdauer sagt aus, wie viele Minuten eine Schweißmaschine in einem 10 Minuten langen Zeitraum mit einer bestimmten Stromstärke kontinuierlich arbeiten kann. Die Einschaltdauer für den Höchststrom hängt davon ab, bei welcher Temperatur gemessen wird. Die von TELWIN genannten Einschalt Dauern beziehen sich auf eine Umgebungstemperatur von 40°C.

PT/ O Ciclo de Trabalho é o número de minutos, num intervalo de 10 minutos, durante os quais um aparelho de soldar pode funcionar continuamente a uma determinada corrente. O Ciclo de Trabalho relativo à corrente máxima depende da temperatura à qual de mede; a TELWIN declara todos os Ciclos de Trabalho à temperatura ambiente de 40°C.



EXAMPLE

EN/ I can weld continuously for 2 minutes before the welding machine stops for the first time.

IT/ Posso saldare ininterrottamente per 2 minuti prima che la saldatrice si fermi per la prima volta.

FR/ Je peux souder en continu pendant 2 minutes avant le poste de soudage s'arrêter pour la première fois.

ES/ Puedo soldar continuamente 2 minutos, antes de que la soldadora se detiene por la primera vez.

DE/ Ich kann kontinuierlich 2 Minuten lang schweißen, bevor die Schweißmaschine zum ersten Mal aufhört.

PT/ Posso soldar continuamente 2 minutos, antes que o aparelho de soldar pare pela primeira vez.

PRODUCTS & ELECTRODES

Products	Current	Electrode Types					
		RT <small>AWS 5.1 E6013</small>	BS <small>AWS 5.1 E7018</small>	SS <small>AWS 5.4 E316 L-16/17</small>	CI	AL	CE
INVERTER							
Infinity, Force, Tecnica, Advance, Technology XT Superior 250, Linear i	DC	✓	✓	✓	✓		
Technology 238 XT CE/MPGE, Superior 320 CE VRD, Superior 400 CE VRD	DC _{CE}	✓	✓	✓	✓	✓	✓

CELLULOSIC ELECTRODES (CE MODELS)

EN/ Adequate to weld pipes (deep and "viscous" pool) where it is necessary to be resistant to gas, water and liquids under pressure in general.

IT/ Adatti alla saldatura di tubazioni (bagno profondo e "viscoso") dove è necessaria la tenuta al gas, all'acqua, ai liquidi in pressione in genere.

FR/ Prévus pour le soudage de conduites (bain profond et visqueux) exigeant l'étanchéité au gaz, à l'eau et aux liquides sous pression en général.

ES/ Adecuados para la soldadura de tuberías (baño profundo y viscoso) donde es necesaria la estanqueidad al gas, al agua, a los líquidos a presión en general.

DE/ Zum Schweißen von Rohrleitungen geeignet, wenn gegen Gas, Wasser oder Druckflüssigkeiten im Allgemeinen abgedichtet werden muss (tiefreichendes, viskoses Schweißbad).

PT/ Adequados para soldadura de tubos (banho profundo e viscoso) onde é necessária resistência a gás, água, e líquidos sob pressão em geral.



ELECTRODES & CURRENTS

EN/ Welding current mean values (A)

IT/ Valori medi corrente saldatura (A)

FR/ Valeurs moyenne courante soudage (A)

ES/ Valores mediana corriente soldadura (A)

DE/ Mittelwerte des Schweißstroms (A)

PT/ Valores médios corrente soldadura (A)

ØE mm	1,6	2	2,5	3,25	4	5	6
RT <small>AWS 5.1 E6013</small>	30-55	40-70	50-100	80-130	120-170	150-250	220-370
BS <small>AWS 5.1 E7018</small>	50-75	60-100	70-120	110-150	140-200	190-260	250-320
CE	20-45	30-60	40-80	70-120	100-150	140-230	200-300

LEGENDA

RT	Rutile Rutile	Rutile Rutile	Rutile Rútilo
BS	Basic Basico	Basique Básico	Basisch Básico
CI	Cast Iron Ghisa	Fonte Fundición	Gußeisen Ferro fundido
SS	Stainless steel Acciaio inox Acier inox	Acero inoxidable Edelstahl Aço inox	
AL	Aluminium Alluminio Aluminium	Aluminio Aluminium Alumínio	
CE	Cellulosic Cellulosico Cellulosique	Cellulosico Zellulosisch Celulósico	
AC	Alternate current Corrente alternata Courant alternatif	Corriente alternada Wechselstrom Corrente alternada	
2AC	Alternate current - double output Corrente alternata - doppia uscita Courant alternatif - sortie double Corriente alterna - salida doble Wechselstrom - doppel Ausgang Corrente alternada - saída dupla		
DC	Continuous current Corrente continua Courant continu	Corriente continua Gleichstrom Corrente contínua	
ØE	Electrode diameter Diámetro elettrodi Diamètre électrodes	Diámetro electrodos Elektroden Durchmesser Diâmetro elétrodos	

MMA ELECTRODE WELDING



inverter



MORE INFO



A | FORCE 125 with accessories in cardboard carry case



PROMOTION PACKAGE | FORCE 125 + welding helmet & accessories 815861



B | FORCE 145 with accessories in plastic carry case



PROMOTION PACKAGE | FORCE 145 + welding helmet & accessories 815862



C | FORCE 165 with accessories in plastic carry case



PROMOTION PACKAGE | FORCE 165 + automatic helmet & accessories 815863

OPTIONAL

MMA - MIG/MAG - TIG MASK

TRIBE 9-13 804404
More masks pag. 74



RUTILE ELECTRODES STEEL
Ø 1,6mm - 15pcs
804564
Ø 2mm - 15pcs
804565
Ø 2,5mm - 15pcs
804566
Ø 3,2mm - 10pcs
B | C | 804567
Ø 4mm - 8pcs
C | 804568



RUTILE ELECTRODES STAINLESS STEEL
Ø 2,5mm - 10pcs
804571
Ø 3,2mm - 8pcs
B | C | 804572



BASIC ELECTRODES STEEL
Ø 2,5mm - 10pcs
804569
Ø 3,2mm - 8pcs
B | C | 804570



RUTILE ELECTRODES IN BOX - STEEL
Ø 2mm - 2,5 kg
802737
Ø 2,5mm - 2,5 kg
802739
Ø 3,2mm - 4 kg
B | C | 802749

MAGNETIC HOLDERS
23 kg - 802583
34 kg - 804130
More pag. 88



GLOVES MONTANA
804336
More gloves pag. 83



TECHNICAL DATA

CE	ERC	TUV	CODE	V _{1PH}	A _{MIN} MAX DC	TELWIN % USE 20°C	A _{MAX} 40°C DC	V ₀ DC	A _{MAX}	P _{MAX}	P _{MIN} GEN	η	φ	Ø _{MIN} MAX DC	IP	LxWxH	kg	
mod. 145, 165				V (50-60Hz)	A		EN 60974-1 A	V	A	kW	kW	A	%	mm		cm	kg	
A FORCE 125 + accessories & welding helmet			815861	230 1ph	10 - 80	50% @ 80A	80 @ 5%	72	15	2,3	3	10	82	0,6	1,6 - 2,5	IP21	30 x 12,5 x 22,5	3,5
B FORCE 145 + accessories & welding helmet			815862	230 1ph	10 - 130	60% @ 125A	125 @ 7%	72	27	3,5	5	16	82	0,6	1,6 - 3,2	IP21	30 x 12,5 x 22,5	4,2
C FORCE 165 + accessories & automatic welding helmet			815863	230 1ph	10 - 150	60% @ 150A	140 @ 7%	72	31	4,1	6	16	82	0,6	1,6 - 4	IP21	30 x 12,5 x 22,5	4,2

TELWIN 2015 Datum created by Telwin, not included in the EN 60974-1 - Dato ideato da Telwin, non presente nella EN 60974-1 - Donnée crée par Telwin, non indiqué dans EN 60974-1 - Dato ideado por Telwin, no presente en la EN 60974-1 - Von Telwin geschaffener Wert, der nicht zur Norm EN 60974-1 gehört - Dados elaborados pela Telwin, não incluídos na EN 60974-1

MMA ELECTRODE WELDING



inverter



ELEVATED STRUCTURE VS WATER & DUST

D | FORCE 205
with accessories in plastic carry case

inverter



MULTI PROTECTIONS FOR GENERATOR



E | FORCE 168 MPGE
with accessories in plastic carry case

inverter



F | TECNICA 171/S
with accessories in plastic carry case



G | TECNICA 211/S
with accessories in plastic carry case



H | TECNICA 188 MPGE
in plastic carry case + accessories

MULTI PROTECTIONS FOR GENERATOR

ELEVATED STRUCTURE VS WATER & DUST

OPTIONAL

MMA WELDING KIT
16mm² 3+2m AX25
G | H | I | I | 801096



MMA - MIG/MAG - TIG MASK
TRIBE 9-13
804404
More masks pag. 74



RUTILE ELECTRODES STEEL
Ø 1,6mm - 15pcs 804564
Ø 2mm - 15pcs 804565
Ø 2,5mm - 15pcs 804566
Ø 3,2mm - 10pcs 804567
Ø 4mm - 8pcs 804568

RUTILE ELECTRODES STAINLESS STEEL
Ø 2,5mm - 10pcs 804571
Ø 3,2mm - 8pcs 804572

BASIC ELECTRODES STEEL
Ø 2,5mm - 10pcs 804569
Ø 3,2mm - 8pcs 804570

RUTILE ELECTRODES IN BOX - STEEL
Ø 2mm - 2,5 kg 802737
Ø 2,5mm - 2,5 kg 802739
Ø 3,2mm - 4 kg 802749

TIG WELDING KIT
G | H | I | I | 801097



MAGNETIC HOLDERS
23 kg - 802583
34 kg - 804130
More pag. 88

GLOVES
MONTANA
804336
More gloves pag. 83



TECHNICAL DATA

	CE	EAC	TUV 300	CODE	V _{1PH}	A _{MIN} / A _{MAX}	TELWIN USE %	A _{MAX} 40°C DC	A _{60%} 40°C DC	V _{0 DC}	A _{MAX}	A _{60%}	P _{MAX}	P _{60%}	P _{MIN GEN}	η	φ	Ø MIN	IP	LxWxH	kg	
					V (50-60Hz)	A	%	EN 60274-1	EN 60274-1	V	A	A	kW	kW	kW	%	mm	mm		cm	kg	
D FORCE 205 + accessories in plastic carry case				816238	230 1ph	10 - 200	95% @ 180A	180 @ 20%	110	82	36	19	5,6	3,1	8	16	86	0,7	1,6 - 4	IP23	32,5 x 42,5 x 17,5	5,8
E FORCE 168 + accessories in plastic carry case				816211	230 1ph	10 - 150	60% @ 150A	140 @ 7%	-	72	31	-	4,1	-	6	16	82	0,6	1,6 - 4	IP21	38 x 42 x 17	5,5
F TECNICA 171/S + accessories in plastic carry case				816235	230 1ph	10 - 150	90% @ 150A	140 @ 25%	100	82	28	17	4,2	2,8	6	16	86	0,7	1,6 - 4	IP23	38 x 42 x 17	5,7
G TECNICA 211/S + accessories in plastic carry case				816236	230 1ph	10 - 180	95% @ 180A	180 @ 20%	110	82	36	19	5,6	3,1	8	16	86	0,7	1,6 - 4	IP23	38 x 42 x 17	5,8
H TECNICA 188 MPGE + accessories in plastic carry case				816223	230 1ph	10 - 150	90% @ 150A	140 @ 25%	100	82	28	17	4,2	2,8	6	16	86	0,7	1,6 - 4	IP23	38 x 42 x 17	6,0

MMA WELDING
MIG-MAG WELDING
TIG WELDING
PLASMA CUTTING
SPOT WELDING
CHARGING & STARTING
INDEX

MMA ELECTRODE WELDING



XT **NEW**

inverter

MULTI PROTECTIONS FOR GENERATOR
mod. 186



[www.telwin.it](#) MORE INFO

A | TECHNOLOGY 186 XT MPGE

Ø 50 mm²

B | TECHNOLOGY 236 XT

Ø 50 mm²

XT

inverter

MULTI PROTECTIONS FOR GENERATOR

CE
CELLULOSIC

ALU
ALUMINIUM

METAL HANDLE

Maniglia in metallo - Poignée en métal - Asa de metal - Metallgriff - Pega em metal



SIMPLE ADJUSTMENT

Regolazione semplice - Réglage simple
Regulación sencilla - Einfache Einstellung
Regulação simples

Ø 50 MM CONNECTOR

Connettore Ø 50 mm - Connecteur Ø 50 mm
Connector Ø 50 mm - Verbinder Ø 50 mm
Conector Ø 50 mm

ANTI-SHOCK BUMPERS

Paraurti antishock - Protections antichoc
Parachoques antigolpes - Anti-Schock-Schutz
Proteções anti-impacto

C | TECHNOLOGY 238 XT CE/MPGE

OPTIONAL

MMA WELDING KIT
25mm² 4+3m AX50
801081



MMA - MIG/MAG TIG MASK
JAGUAR
804082
More masks pag. 74



HEAVY DUTY WATERPROOF CASE
803400



RUTILE ELECTRODES IN BOX - STEEL

Ø 2mm
2,5 kg
802737

Ø 2,5mm
2,5 kg
802739

Ø 3,2mm
4 kg
802749



BASIC ELECTRODES IN BOX - STEEL

Ø 2,5mm
2,5 kg
802748

Ø 3,2mm
4 kg
802947



RUTILE ELECTRODES STAINLESS STEEL

Ø 2,5mm
10pcs
804571

Ø 3,2mm
8pcs
804572



METAL CHIPPING HAMMER
802543



TIG WELDING KIT
802491



GLOVES
MONTANA PLUS
804337



TECHNICAL DATA

CE | EAC

	CODE	V _{I PH}	A _{MIN} MAX DC	A _{MAX} 40°C DC	A _{60%} 40°C DC	V ₀ DC	A _{MAX}	A _{60%}	P _{MAX}	P _{60%}	P _{MIN} GEN	η	φ	Ø _{MIN} MAX DC	IP	LxWxH	kg
		V (50-60Hz)	A	EN 60974-1 A	EN 60974-1 A	V	A	A	kW	kW	kW	%		mm		cm	kg
A TECHNOLOGY 186 XT MPGE + acc. in alu carry case	816260	230 1ph	5 - 160	160 @ 35 %	120	60	32	18	5	2,7	7	90	0,7	1,6 - 4	IP23	37,5 x 50 x 22	10
B TECHNOLOGY 236 XT + acc. in alu carry case	816259	230 1ph	5 - 200	200 @ 35 %	140	60	38	22	6	3,3	10	89	0,7	1,6 - 4	IP23	37,5 x 50 x 22	10,6
C TECHNOLOGY 238 XT CE/MPGE + acc. in alu carry case	816258	230 1ph	5 - 200	200 @ 35 %	140	80	39	26	6,3	4,1	10	87	0,7	1,6 - 4	IP23	37,5 x 50 x 22	10,6

MMA ELECTRODE WELDING



XT

inverter

MULTI VOLTAGE / PFC
MV POWER FACTOR CORRECTION

VRD
VOLTAGE REDUCTION DEVICE

TIG LIFT



MORE INFO



D | ADVANCE 227 XT MV/PFC VRD

110V 240V
MULTI VOLTAGE

MULTI VOLTAGE / PFC
MV POWER FACTOR CORRECTION

ENERGY SAVING



Up to 250 m

Ø 50 mm²



VOLTAGE REDUCTION DEVICE IMPROVED SAFETY IN WELDING OPERATIONS IN HUMID ENVIRONMENTS (MINES, SHIPYARDS, ETC.).

Migliora la sicurezza nelle operazioni di saldatura in ambienti umidi (miniere, cantieri navali, ecc.). - Améliorer la sécurité lors des opérations soudage en milieux humides (mines, chantiers navals, etc.). - Mejora la seguridad en las operaciones de soldadura en ambientes húmedos (minas, astilleros navales, etc.). - Die Sicherheit während der Schweißarbeiten in feuchten Umgebungen (Minen, Schiffswerften, etc.) wird verbessert. - Melhora a segurança durante nas operações de soldadura em ambientes húmidos (minas, estaleiros navais, etc.).

TIG LIFT

TIG LIFT HIGH QUALITY ALSO IN TIG WELDING.

• Qualità di saldatura anche in TIG. - Qualité de soudage aussi en TIG. - Calidad de soldadura incluso en TIG. - Qualitativ hochwertige Schweißung auch beim WIG-Schweißen. - Qualidade de soldadura também em TIG.

inverter



VRD
VOLTAGE REDUCTION DEVICE

TIG LIFT



TECNICA 190 TIG/MMA DC LIFT VRD
816220



E | TECNICA 190 TIG DC-LIFT VRD

OPTIONAL

MMA WELDING KITS
16mm² 3+2m AX25
E | 801096

25mm² 4+3m AX50
D | 801081



MMA - MIG/MAG TIG MASK

JAGUAR
804082
More masks pag. 74



HEAVY DUTY WATERPROOF CASE
D | 803400



RUTILE ELECTRODES STEEL
Ø 1,6mm - 15pcs 804564
Ø 2mm - 15pcs 804565
Ø 2,5mm - 15pcs 804566
Ø 3,2mm - 10pcs 804567
Ø 4mm - 8pcs 804568



RUTILE ELECTRODES IN BOX - STEEL
Ø 2mm 2,5 kg 802737
Ø 2,5mm 2,5 kg 802739
Ø 3,2mm 4 kg 802749



BASIC ELECTRODES IN BOX - STEEL
Ø 2,5mm 2,5 kg 802748
Ø 3,2mm 4 kg 802947



RUTILE ELECTRODES STAINLESS STEEL
Ø 2,5mm 10pcs 804571
Ø 3,2mm 8pcs 804572



BASIC ELECTRODES STEEL
Ø 2,5mm - 10pcs 804569
Ø 3,2mm - 8pcs 84570



METAL CHIPPING HAMMER
802543



TIG WELDING KIT
E | 801097
D | 802491



GLOVES MONTANA PLUS
804337

TECHNICAL DATA

CE	ERL	CODE	V _{PH} V (50-60Hz)	A _{MIN} MAX DC A	TELWIN % USE 25°C EN 60974-1	A _{MAX} 40°C DC A EN 60974-1	A _{60%} 40°C DC A EN 60974-1	V ₀ DC V	A _{MAX} A	A _{60%} A	P _{MAX} kW	P _{60%} kW	P _{MIN} GEN kW	η %	φ mm	Ø _{MIN} MAX DC mm	IP	LxWxH cm	kg
D ADVANCE 227 XT MV/PFC VRD + acc. in alu carry case	816249	200-240 1ph	10 - 200	-	200 @ 30%	125	81	27	16,5	5,2	3,2	8	16	84	0,98	1,6 - 4	IP23	37,5 x 50 x 22	11,7
		100-120 1ph	10 - 150	-	150 @ 30%	95	33	24	3,1	2,3	5	20							
E TECNICA TIG 190 DC	816019	230 1ph	10 - 170	88% @ 150A	160 @ 20 %	110	78	29	17	4,4	2,6	6	16	86	0,7	1,6 - 4	IP23	30 x 13 x 23	4,3

(*) A_{MAX} = 120A@30% ⇒ I_{GEN} = 15A

MMA WELDING

MIG-MAG WELDING

TIG WELDING

PLASMA CUTTING

SPOT WELDING

CHARGING & STARTING

INDEX

MMA ELECTRODE WELDING



inverter



A | SUPERIOR 250 Ø 50 mm²



B | SUPERIOR 320 CE VRD Ø 50 mm²



inverter



inverter



C | SUPERIOR 400 CE VRD Ø 50 mm²



inverter



D | SUPERMIG 600i XD Ø 70 mm²

OPTIONAL

MMA WELDING KIT
25mm² 4+3m AX50
A | B | 801081
50mm² 4+3m AX50
C | 801093

GOUGING KIT
C | D | 802666

ELECTRODE HOLDERS
70mm² 4m AX70
D | 804126

TS 550 WIREFEEDER + CABLE
70mm² 4m
D | 806172


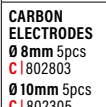
REMOTE CONTROLS
2 POT.
B | 802336

TIG TORCH ST26V
4m 742058

TROLLEY MONDIAL
C | 803072

COSMOPOLITAN
C | 803079

WHEELS KIT
D | 804318



TECHNICAL DATA

	CODE	V _{3PH} V (50-60Hz)	A _{MIN} A	A _{MAX} A	A _{60%} A	V _{DC} V	A _{MAX} A	P _{MAX} kW	P _{60%} kW	η	φ	Ø _{MIN} mm	Ø _{ST} mm	Ø _{SS} mm	Ø _{AL} mm	Ø _{FX} mm	Ø _{BZ} mm	IP	LxWxH cm	kg		
																					EN 60974-1 A	EN 60974-1 A
A SUPERIOR 250	816039	400 3ph	10 - 250	220 @ 25 %	130	85	12	6,8	8,2	4	87	0,8	1,6 - 5	-	-	-	-	-	IP23	43 x 17 x 34	8,4	
B SUPERIOR 320 CE VRD	816036	230/400 3ph	10 - 300 (400V)	270 @ 35%	205	62,8	14,4	10,7	9	6,54	90	-	1,6 6	-	-	-	-	-	IP23	47 x 19 x 35	10,2	
			10 - 250 (230V)	220 @ 42 %	185	59,2	19	16,3	7	5,6												
C SUPERIOR 400 CE VRD	816156	230/400 3ph	10 - 400 (400V)	400 @ 40%	300	100	30	19,9	16,6	11	20	87	-	1,6 8	-	-	-	-	IP23	53 x 24 x 45	19,5	
			10 - 320 (230V)	300 @ 40%	280	100	36	31,5	11,4	10	25											
D SUPERMIG 600i XD	816913	230/400 3ph	20 - 600 (400V)	500 @ 60%	500	71	39,1	39	22,5	22,4	32	89	-	1,6 8	0,6 1,6	0,8 1,6	0,8 1,6	0,9 1,6	0,8 1,2	IP23	54,6 x 27,4 x 50	38
			20 - 400 (230V)	400 @ 60%	400	86	28,2	46	11,3	15,3	40											

MMA ELECTRODE WELDING



LINEAR i: STRONG, PERFORMING & TECHNOLOGICAL

EN/ LINEAR i is the robust and easy-to-use range of inverter MMA electrode welding machines.

IT/ LINEAR i è la gamma di saldatrici inverter ad elettrodo robusta e semplice da usare.

FR/ LINEAR i est la gamme de postes de soudage inverter à électrode MMA robuste et simple à utiliser.

ES/ LINEAR i es la gama de soldadoras inverter por electrodo MMA, robusta y sencilla de usar.

DE/ Bei der LINEAR-i-Reihe handelt es sich um MMA-Elektrodenschweißmaschinen mit Invertertechnik, robust und einfach in der Anwendung.

PT/ LINEAR i é a gama de aparelhos de soldar inverter de elétrodo MMA, robusta e simples de usar.



MORE INFO

inverter

CARBON CUT FIG



OPTIONAL

MMA WELDING KIT
25mm² 4+3m AX 50
E | 801081
50mm² 4+3m AX 50
F | 801093
70mm² 4+3m AX 70
G | 801106



GOUGING KIT
FIG | 802666



CARBON CUT
Ø 8mm 5pcs
FIG | 802803
Ø 10mm 5pcs
FIG | 802305



MMA - MIG/MAG TIG MASK
JAGUAR
804082
More masks pag. 74



WHEELS KIT
804318



TROLLEY
CONTINENTAL
803064



MAGNETIC HOLDERS
23 kg - 802583
34 kg - 804130
More pag. 88



GLOVES
MONTANA PLUS
804337
More gloves
pag. 83



TECHNICAL DATA

	CODE	V _{3PH} V (50-60Hz)	A _{MIN} MAX DC	A _{MAX} 40°C DC	A _{60%} 40°C DC	V _{0 DC}	A _{MAX}	A _{60%}	P _{MAX}	P _{60%}	η	Ø _{MIN} MAX DC	IP	LxWxH	kg
			A	A	A	V	A	A	kW	kW	%	mm	cm	kg	
E LINEAR 350i	816181	230 / 400 3ph	20 - 270 (400V)	270 @ 40%	220	77	18	14,1	9	7,2	90	1,6 - 6	IP23	54,6 x 27,4 x 50	19,2
			20 - 250 (230V)	220 @ 40 %	185	82	25	7,2	5,8						
F LINEAR 450i	816182	230 / 400 3ph	20 - 400 (400V)	400 @ 40%	300	77	30	20,5	16,2	10,9	88	1,6 - 6	IP23	54,6 x 27,4 x 50	21
			20 - 320 (230V)	300 @ 40 %	240	82	35	11	8,1						
G LINEAR 500i XD	816185	230 / 400 3ph	20 - 400 (400V)	400 @ 60%	400	67	29	30,2	16,6	16,7	86	1,6 - 6	IP23	54,6 x 27,4 x 50	23,6
			20 - 320 (230V)	300 @ 60 %	300	93	35	11,8	11,2						

		MIG/MAG WELDING CURRENT (A)										DUTY CYCLE EN60974-1	PROCESS			MODES		ADVANCED ARCS					AQUA	WEIGHT (kg)					
		50	100	150	200	250	300	350	400	450	500		TIG-LIFT	MMA	GOUGING	ONE TOUCH	WAVE OS	ATC	AB-PULSE	AB-POP	MIG PULSED	POP	ROOT-MIG	DEEP-MIG	POLARITY REVERSAL	AQUA VERSION			
INVERTER																													
1ph	TECHNOMIG 180 DUAL SYNERGIC											140@20%	<input checked="" type="checkbox"/>	<input checked="" type="checkbox"/>											<input checked="" type="checkbox"/>		11		
	TECHNOMIG 210 DUAL SYNERGIC											180@20%	<input checked="" type="checkbox"/>	<input checked="" type="checkbox"/>		<input checked="" type="checkbox"/>											<input checked="" type="checkbox"/>		13
	TECHNOMIG 215 DUAL SYNERGIC											180@20%	<input checked="" type="checkbox"/>	<input checked="" type="checkbox"/>		<input checked="" type="checkbox"/>		<input checked="" type="checkbox"/>								<input checked="" type="checkbox"/>		22	
	TECHNOMIG 225 DUAL SYNERGIC											180@20%	<input checked="" type="checkbox"/>	<input checked="" type="checkbox"/>		<input checked="" type="checkbox"/>		<input checked="" type="checkbox"/>								<input checked="" type="checkbox"/>		30	
	TECHNOMIG 260 DUAL SYNERGIC											220@20%	<input checked="" type="checkbox"/>	<input checked="" type="checkbox"/>		<input checked="" type="checkbox"/>		<input checked="" type="checkbox"/>								<input checked="" type="checkbox"/>		22	
	TECHNOMIG 265 DUAL SYNERGIC											220@20%	<input checked="" type="checkbox"/>	<input checked="" type="checkbox"/>		<input checked="" type="checkbox"/>		<input checked="" type="checkbox"/>								<input checked="" type="checkbox"/>		30	
	TECHNOMIG 233 TREQ SYNERGIC											180@20%	<input checked="" type="checkbox"/>	<input checked="" type="checkbox"/>		<input checked="" type="checkbox"/>		<input checked="" type="checkbox"/>											61
	TECHNOMIG 240 WAVE											200@20%	<input checked="" type="checkbox"/>	<input checked="" type="checkbox"/>			<input checked="" type="checkbox"/>	<input checked="" type="checkbox"/>	<input checked="" type="checkbox"/>										24
	TECHNOMIG 241 WAVE											200@20%	<input checked="" type="checkbox"/>	<input checked="" type="checkbox"/>			<input checked="" type="checkbox"/>	<input checked="" type="checkbox"/>	<input checked="" type="checkbox"/>										40
3ph	MASTERMIG 275i											250@35%	<input checked="" type="checkbox"/>	<input checked="" type="checkbox"/>														43	
	MASTERMIG 305i											270@40%	<input checked="" type="checkbox"/>	<input checked="" type="checkbox"/>															45
												220@40%																	
	MASTERMIG 405i											400@40%	<input checked="" type="checkbox"/>	<input checked="" type="checkbox"/>														45	
												300@40%																	
	SUPERMIG 350i											270@40%	<input checked="" type="checkbox"/>	<input checked="" type="checkbox"/>	<input checked="" type="checkbox"/>	<input checked="" type="checkbox"/>									<input checked="" type="checkbox"/>		24		
												220@40%																	
	SUPERMIG 450i											400@40%	<input checked="" type="checkbox"/>	<input checked="" type="checkbox"/>	<input checked="" type="checkbox"/>	<input checked="" type="checkbox"/>									<input checked="" type="checkbox"/>		275		
												300@40%																	
	SUPERMIG 500i XD											400@60%	<input checked="" type="checkbox"/>	<input checked="" type="checkbox"/>	<input checked="" type="checkbox"/>	<input checked="" type="checkbox"/>									<input checked="" type="checkbox"/>	<input checked="" type="checkbox"/>	32		
										300@60%																			
SUPERMIG 600i XD											500@60%	<input checked="" type="checkbox"/>	<input checked="" type="checkbox"/>	<input checked="" type="checkbox"/>	<input checked="" type="checkbox"/>									<input checked="" type="checkbox"/>	<input checked="" type="checkbox"/>	38			
											400@60%																		
SUPERMIG 505i XD PULSE											400@60%	<input checked="" type="checkbox"/>	<input checked="" type="checkbox"/>		<input checked="" type="checkbox"/>	<input checked="" type="checkbox"/>								<input checked="" type="checkbox"/>	<input checked="" type="checkbox"/>	32			
											300@60%																		
ELECTROMIG 300 SYNERGIC											270@30%	<input checked="" type="checkbox"/>	<input checked="" type="checkbox"/>		<input checked="" type="checkbox"/>		<input checked="" type="checkbox"/>									37			
											400@30%	<input checked="" type="checkbox"/>	<input checked="" type="checkbox"/>																
ELECTROMIG 400 SYNERGIC											400@30%	<input checked="" type="checkbox"/>	<input checked="" type="checkbox"/>		<input checked="" type="checkbox"/>		<input checked="" type="checkbox"/>									42			
											320@25%																		
ELECTROMIG 330 WAVE											270@30%	<input checked="" type="checkbox"/>	<input checked="" type="checkbox"/>			<input checked="" type="checkbox"/>	<input checked="" type="checkbox"/>	<input checked="" type="checkbox"/>			<input checked="" type="checkbox"/>			<input checked="" type="checkbox"/>		39			
											400@25%																		
TRADITIONAL																													
1ph	TELMIG 281/2 TURBO											235@20%																55	
	TELMIG 250/2 TURBO											200@20%																	50
3ph	MASTERMIG 270/2											240@30%																66	
	MASTERMIG 400											400@25%													<input checked="" type="checkbox"/>		104		

MIG-MAG PROCESS

EN/ 1.Nozzle 2.Contact tip 3.Wire-electrode 4.Welding arc 5.Gaseous protection 6.Melting pool

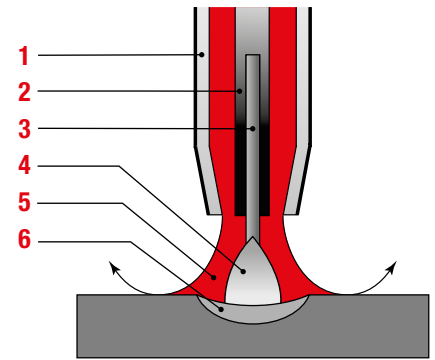
IT/ 1.Ugello 2.Punta guidafile 3.Filo-elettrodo 4.Arco di saldatura 5.Protezione gassosa 6.Bagno di fusione

FR/ 1.Bec 2.Tube contact 3.Fil-électrode 4.Arc de soudage 5.Protection gazeuse 6.Bain de fusion

ES/ 1.Inyector 2.Tubito de contacto 3.Hilo-electrodo 4.Arco de soldadura 5.Protección gassosa 6.Baño de fusión

DE/ 1.Düse 2.Kontaktröhrchen 3.Draht-elektrode 4.Schweissbogen 5.Gasschutz 6.Schmelzbad

PT/ 1.Injetor 2.Tubo de contacto 3.Fio-elétrodo 4.Arco de soldadura 5.Proteção gasosa 6.Banho de fusão



GAS WELDING

PLUS

EN/ Easy to learn technics · high productivity · no slags · low presence of fumes

IT/ Tecnica semplice da imparare · elevata produttività · assenza di scorie · bassa presenza di fumi

FR/ Technique d'assimilation simple · haute productivité · absence de scories · basse présence de fumées

ES/ Técnica sencilla de aprender · elevada productividad · ausencia de escorias · baja presencia de humos

DE/ Einfach zu erlernende Technik · hohe Produktivität · keine Schlacke · geringe Rauchentwicklung

PT/ Técnica fácil de aprender · elevada produtividade · ausência de escórias · baixa presença de fumos

MINUS

EN/ Presence of gas bottle · limited outdoor use

IT/ Presenza bombola gas · limitato uso all'aperto

FR/ Bouteilles de gaz · utilisation limitée à l'air libre

ES/ Presencia de bombona de gas · uso limitado al aire libre

DE/ Einsatz einer Gasflasche · beschränkte Verwendung im Freien

PT/ Presença de garrafa de gas · utilização limitada ao ar livre

NO GAS/FLUX WELDING

PLUS

EN/ Ready to be used · high practical (no gas bottle) · ideal for outdoor use

IT/ Subito pronta all'uso · elevata praticità (no bombola) · uso ideale all'aperto

FR/ Utilisation immédiate · aspect pratique extrême (pas de bouteille) · utilisation idéale à l'air libre

ES/ En seguida preparada para el uso · elevada practicidad (sin bombona) · uso ideal al aire libre

DE/ Sofort einsatzbereit · praktische Handhabung (keine Flasche) · ideal für den Einsatz im Freien

PT/ Pronta a utilizar · muito prática (sem garrafa de gás) · ideal para utilização ao ar livre

MINUS

EN/ Slags to be removed · cost of the flux wire

IT/ Scorie da rimuovere · costo filo animato

FR/ Scories à éliminer · coût fil fourré

ES/ Escorias a eliminar · coste del hilo macizo

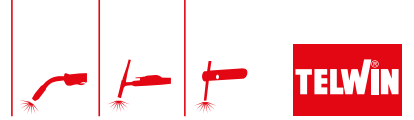
DE/ Entfernen der Schlacke notwendig · Kosten für Fülldraht

PT/ Escórias a eliminar · custo do fio fluxado

TYPICAL WELDING GAS

Materials			Mode	MOST USED							
				CO ₂	ArCO ₂ (80/20)	ArCO ₂ (98/2)	Ar	ArCO ₂ (82/18)	ArCO ₂ (92/8)	ArO ₂ (98/2)	
EN/ Steel IT/ Acciaio	FR/ Acier ES/ Acero	DE/ Stahl PT/ Aço	Short/Spray Arc Pulse Arc	✓ No Spray Arc	✓				✓		
EN/ Stainless steel IT/ Acciaio inox	FR/ Acier inox ES/ Acero inoxidable	DE/ Edelstahl PT/ Aço inox	Short/Spray Arc Pulse Arc			✓			✓	✓	
EN/ Aluminium IT/ Alluminio	FR/ Aluminium ES/ Aluminio	DE/ Aluminium PT/ Alumínio	Short/Spray Arc Pulse Arc				✓				
EN/ Brass/Bronze IT/ Ottone/bronzo	FR/ Laiton/Bronze ES/ latón/bronze	DE/ Messing/Bronze PT/ Latão/Bronze	Short/Spray Arc				✓				
EN/ Brazing IT/ Brasatura	FR/ Brasage ES/ Cobresoldadura	DE/ Mig-löten PT/ Brasagem	Short/Spray Arc Pulse Arc				✓				

MIG-MAG WELDING



MAX 5kg
200mm
A|B

MAX 15kg
300mm
C|D|E|F

inverter

MULTI PROCESS
MIG MMA TIG

ONE TOUCH

FLUX MIG MAG

SYNERGY

ATC
ADVANCE THERMAL CONTROL
C|D|E

TIG LIFT

VRD
VOLTAGE REDUCTION DEVICE
B|C|D|E



A | TECHNOMIG 180 DUAL SYNERGIC

B | TECHNOMIG 210 DUAL SYNERGIC

C | TECHNOMIG 215 DUAL SYNERGIC



D | TECHNOMIG 225 DUAL SYNERGIC

E | TECHNOMIG 260 DUAL SYNERGIC

F | TECHNOMIG 265 DUAL SYNERGIC

NEW

OPTIONAL

BOXES
CONSUMABLES BOX
A|B|C|D|E|F 804137

MIG READY BOX C
A|B 804149

MIG READY BOX F
C|D|E 804168

CONSUMABLES BOX MT25
E|F 804152

More info pag. 86

GAS REGULATOR
722119

STEEL KIT - GAS - Throwaway Bottle
A 802147

ALUMINIUM KIT
A|B 802115
C|D|E|F 802817

MIG-MAG TORCHES
MT15
A|B|C|D|E|F 4m 742181
C|D|E|F 5m 742182

MT25
E|F 4m 742184
E|F 5m 742185

MT25 ALU (GRAY)
F 4m 742708

TIG TORCHES
ST9V
A|B|C 4m 722563

ST26V
D|E|F 4m 742058

ELECTRODE HOLDER
A|B|C 16mm² 3m AX25 804121

D|E|F 25mm² 4m AX50 804123

NAIL SPOT WELDING KIT
A|B|C|D|E|F 802034

TROLLEYS AMERICA
A|B|C 803084

TROLLEYS ARCTIC
A|B 803059

COSMOPOLITAN
C|E|F 803079

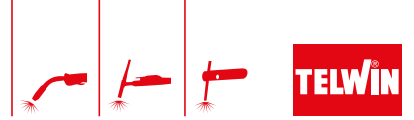
EUROPA
C|E|F 803073

→ CONSUMABLES MIG-MAG Pag. 96

TECHNICAL DATA

	CODE	V _{1PH}	A _{MIN} MIN DC	A _{MAX} MAX 40°C DC	A _{60%} 60% 40°C DC	V _{0 DC}	A _{MAX}	A _{60%}	P _{MAX}	P _{60%}	η	φ	Ø _{MIN} MAX DC	Ø _{ST}	Ø _{SS}	Ø _{AL}	Ø _{FX}	Ø _{BZ}	IP	LxWxH	kg
A TECHNOMIG 180 DUAL SYNERGIC	816075	230 1ph	20 - 170	140 @ 20%	80	44	22	11	3,2	1,6	16	86	0,7	1,6 3,2	0,6 0,8	0,8 1	0,8 1,2	0,8 1	IP23	46 x 24 x 36	11,0
B TECHNOMIG 210 DUAL SYNERGIC	816231	230 1ph	20 - 200	180 @ 20%	100	52	32	15	5	2,2		85	0,7	1,6 3,2	0,6 1	0,8 1	0,8 1,2	0,8 1	IP23	46 x 24 x 36	13
C TECHNOMIG 215 DUAL SYNERGIC	816232	230 1ph	20 - 220	180 @ 20%	100	52	31	15	5	2,2		84	0,7	1,6 3,2	0,6 1	0,8 1	0,8 1,2	0,8 1	IP23	62 x 26 x 49	21,80
D TECHNOMIG 225 DUAL SYNERGIC	816057	230 1ph	20 - 220	180 @ 20%	100	52	31	15	5	2,2		84	0,7	1,6 3,2	0,6 1	0,8 1	0,8 1,2	0,8 1	IP23	79,5 x 37,5 x 73	29,6
E TECHNOMIG 260 DUAL SYNERGIC	816056	230 1ph	20 - 250	220 @ 20%	130	60	39	22	6,3	3,3		87	0,7	1,6 4	0,6 1,2	0,8 1	0,8 1,2	0,8 1	IP23	62 x 26 x 49	22
F TECHNOMIG 265 DUAL SYNERGIC	816819	230 1ph	20 - 250	220 @ 20%	130	60	39	22	6,3	3,3		87	0,7	1,6 4	0,6 1,2	0,8 1	0,8 1,2	0,8 1	IP23	79,5 x 37,5 x 73	29,8

MIG-MAG WELDING



MAX 15kg
300mm

inverter

MULTI PROCESS
MIG MMA TIG

ONE TOUCH

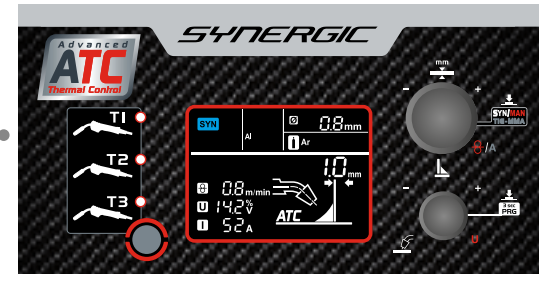
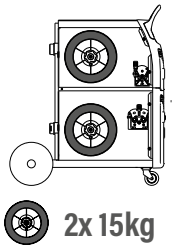
SYNERGY

ATC
ADVANCE THERMAL CONTROL

TIG LIFT



3 TORCHES



- 1 SELECT THE TORCH**
- 2 ADJUST THE THICKNESS**
- 3 START WELDING**

OPTIONAL → CONSUMABLES MIG-MAG Pag. 96

CONSUMABLES BOX MIG TORCH MT15 804137	GAS REGULATOR 722119 (2x)	MIG-MAG TORCHES MT15 4m 742181 5m 742182	ELECTRODE HOLDER 25mm ² 4m AX50 804123
MIG TORCH MT25 804152	QUICK GAS CONNECTOR 804208	DOUBLE BOTTLE KIT 803067	TIG TORCH 4m - ST26V 742058

G | TECHNOMIG 233 TREO SYNERGIC

TECHNICAL DATA

CE EAC	CODE	V _{1PH}	A _{MIN} / A _{MAX} DC	A _{MAX} 40°C DC	A _{60%} 40°C DC	V _{0 DC}	A _{MAX}	A _{60%}	P _{MAX}	P _{60%}	η	φ	Ø _{MIN} / Ø _{MAX} DC	Ø _{ST}	Ø _{SS}	Ø _{AL}	Ø _{FX}	Ø _{BZ}	IP	LxWxH	kg
		V (50-60Hz)	A	A	A	V	A	A	kW	kW	%		mm	mm	mm	mm	mm	mm		cm	kg
G TECHNOMIG 233 TREO SYNERGIC	816965	230 1ph	20 - 220	180 @ 20%	100	52	31	15	5	2,2	85	0,7	1,6 / 4	0,6 / 1	0,8 / 1	0,8 / 1,2	0,8 / 1	IP23	87 x 53 x 166,5	61	



H | TECHNOMIG 240 WAVE

I | TECHNOMIG 241 WAVE

NEW

inverter

MULTI PROCESS (MIG MMA TIG) | **ACTIVE SYNERGY** | **AB PULSE** | **ABPOP PULSE ON PULSE**

ATC (ADVANCE THERMAL CONTROL) | **TIG LIFT** | **USB**

OPTIONAL → CONSUMABLES MIG-MAG Pag. 96

CONSUMABLES BOX MT25 804152	QUICK GAS CONNECTOR 804208	MT25 CONTROL MIG TORCH MT25 742777	TIG TORCH 4m - ST26V 742058
ALUMINIUM KIT 802817	MIG-MAG TORCHES MT25 4m 742184 5m 742185	PUSH PULL BOARD KIT 982219	TROLLEYS COSMOPOLITAN H 803079
GAS REGULATOR 722119	MT25 ALU (GRAY) 3m 742708	ELECTRODE HOLDER 25mm ² 4m AX50 804123	EUROPA H 803073

TECHNICAL DATA

CE EAC	CODE	V _{1PH}	A _{MIN} / A _{MAX} DC	A _{MAX} 40°C DC	A _{60%} 40°C DC	V _{0 DC}	A _{MAX}	A _{60%}	P _{MAX}	P _{60%}	η	φ	Ø _{MIN} / Ø _{MAX} DC	Ø _{ST}	Ø _{SS}	Ø _{AL}	Ø _{FX}	Ø _{BZ}	IP	LxWxH	kg
		V (50-60Hz)	A	A	A	V	A	A	kW	kW	%		mm	mm	mm	mm	mm	mm		cm	kg
H TECHNOMIG 240 WAVE	816076	230 1ph	20 - 220	200 @ 20%	100	96	32	16	5	2,3	84	0,7	1,6 / 4	0,6 / 1	0,8 / 1	0,8 / 1,2	0,8 / 1,2	0,8 / 1	IP23	62 x 26 x 49	24
I TECHNOMIG 241 WAVE	816858	230 1ph	20 - 220	200 @ 20%	100	96	32	16	5	2,3	84	0,7	1,6 / 4	0,6 / 1	0,8 / 1	0,8 / 1,2	0,8 / 1,2	0,8 / 1	IP23	90 x 47 x 80	39,70

MIG-MAG WELDING



MAX
19kg
300mm

WIRE FEEDER
4
ROLLS
D



A | TELMIG 281/2 TURBO

B | TELMIG 250/2 TURBO 3PH



C | MASTERMIG 270/2

D | MASTERMIG 400



MASTERMIG 400 WITH EXTERNAL WIRE FEEDER

OPTIONAL

→ CONSUMABLES MIG-MAG Pag. 95/96

CONSUMABLES BOX

MT15
B | 804137
MT25
A | C | 804152



More info pag. 86


MMA - MIG/MAG TIG MASK

JAGUAR CYBORG
804081
More masks pag. 74



ALUMINIUM KIT

A | B | 802115
C | 802766
D | 802273



STAINLESS STEEL KIT

A | B | 802037



FLUX KIT

D | 802466



MIG-MAG TORCHES

MT15
B | 4m 742181
C | 5m 742185

MT25
A | C | 4m 742184
C | 5m 742185

MT36
D | 4m 742187
D | 5m 742188



KIT PLATE TEMPERING

A | B | C | 802035



NAIL SPOT WELDING KIT

A | B | 802034



CONNECTING CABLES

D | 4m 802266
10m 802267



COIL COVER

D | 802595



COIL ADAPTOR

D | 802486



GLOVES

MONTANA - 804336
More gloves pag. 83



TECHNICAL DATA

	CE EAC	CODE	V _{PH}	A _{MIN} / A _{MAX} / DC	A _{MAX} 40°C / 25°C / EN 60974-1 A	A _{MAX} 40°C / 25°C / EN 60974-1 A	V ₀ DC	P _{MAX} / P _{60%}	φ	☀	OST	OSS	OAL	OFX	OBZ	IP	LxWxH	kg	
			V (50-60Hz)	A	A	A	V	kW	kW		mm	mm	mm	mm	mm		cm	kg	
A TELMIG 281/2 TURBO		820099	230 1ph	40 - 270	235 @ 20 %	150	34	9,5	5	0,9	8	0,6 1,2	0,8 1	0,8 1	-	-	IP22	80 x 45 x 65,5	55
B TELMIG 250/2 TURBO		821061	230 / 400 3ph	35 - 200	200 @ 20 %	115	22 (400V) / 37 (230V)	7	2,9	-	6	0,6 1	0,8 1	0,8 1	-	-	IP21	80 x 45 x 65,5	50
C MASTERMIG 270/2		821065	230 / 400 3ph	28 - 240	240 @ 30 %	160	37	9	5,5	-	10	0,6 1,2	0,8 1	0,8 1	-	0,8 1	IP22	87 x 45,3 x 80	66
D MASTERMIG 400		827004	230 / 400 3ph	50 - 400	400 @ 25 %	240	45,5	20	10	-	18	0,6 1,6	0,8 1,6	0,8 1,2	0,8 1,2	IP22	94,5 x 56,5 x 83	104	

MIG-MAG WELDING



MAX 15kg
300mm

3in1

MIG-MMA-TIG DC



inverter

MULTI PROCESS
MIG MMA TIG

TIG
LIFT

WIRE FEEDER
4 ROLLS
FIG

WWW.MORE INFO



E | MASTERMIG 275i

F | MASTERMIG 305i

G | MASTERMIG 405i

OPTIONAL: PACK MIG 25A (852203 - mod. 275i, 305i)



OPTIONAL: PACK MIG 36A (852205 - mod. 405i)

see pag. 30

OPTIONAL

→ CONSUMABLES MIG-MAG Pag. 96/97

CONSUMABLES BOX MT25 E F 804152	GAS REGULATORS E F 722119	MMA - MIG/MAG TIG MASKS JAGUAR CYBORG 804081 More masks pag. 74	ALUMINIUM KIT E 802766 F 802663	MIG-MAG TORCHES MT25 E F 4m 742184 E F 5m 742185 MT36 G 4m 742187 G 5m 742188	COIL ADAPTOR 802486
QUICK GAS CONNECTOR 804208	G 722346		G 802273	TIG TORCH 4m ST26V 742058	



TECHNICAL DATA

CE EAC	CODE	V _{3PH}	A _{MIN} MAX DC	A _{MAX} 40°C DC	A _{60%} 40°C DC	V ₀ DC	A _{MAX}	A _{60%}	P _{MAX}	P _{60%}	η	Ø MIN MAX DC	Ø _{ST}	Ø _{SS}	Ø _{AL}	Ø _{FX}	Ø _{BZ}	IP	LxWxH	kg	
		V (50-60Hz)	A	EN 60974-1	EN 60974-1	V	A	A	kW	kW	%	mm	mm	mm	mm	mm	mm		cm	kg	
E MASTERMIG 275i	816218	400 3ph	20 - 250	250 @ 30%	250	63	8,5	17,7	8,8	8,8	10	85	1,6 5	0,6 1,2	0,8 1	0,8 1	-	0,8 1	IP22	92 x 46 x 80	43
F MASTERMIG 305i	816200	230/400 3ph	20 - 270 (400V) 20 - 250 (230V)	270 @ 40% 220 @ 40%	220	63	20	14,6	7,5	7,54	-	86	1,6 6	0,6 1,2	0,8 1,2	0,8 1,2	0,8 1,2	0,8 1,2	IP22	92 x 46 x 80	45
G MASTERMIG 405i	816197	230/400 3ph	20 - 400 (400V) 20 - 320 (230V)	400 @ 40% 300 @ 40%	300	73	31	21,1	11	10,8	-	89	1,6 8	0,6 1,6	0,8 1,6	0,8 1,6	1 1,2	0,8 1,2	IP22	92 x 46 x 80	45

mod. BASE 816882 - MASTERMIG 275i BASE 40,8 kg • 816884 - MASTERMIG 305i BASE 42,8 kg • 816886 - MASTERMIG 405i BASE 41,8 kg

SUPERMIG i: CHOOSE FROM THE VARIOUS CONFIGURATIONS

EN/ Choose from the various configurations
IT/ Scegli tra le varie configurazioni

FR/ Choisissez parmi les différentes configurations
ES/ Elige entre las varias configuraciones

DE/ Verschiedene Konfigurationen stehen Ihnen zur Auswahl.
PT/ Escolha entre as várias configurações



















GENERATOR

PACK

PACK + TROLLEY

PACK AQUA + TROLLEY



	<u>GENERATOR</u>	<u>PACK</u>	<u>PACK + TROLLEY</u>	<u>PACK AQUA + TROLLEY</u>
SUPERMIG 350i	816198  Ø50 mm	816904  GENERATOR TS500 806170 3m MT25 742183	816903  PACK FEDERAL 803091	
SUPERMIG 450i	816199  Ø50 mm	816906  GENERATOR TS500 806170 3m MT36 742186	816905  PACK FEDERAL 803091	
SUPERMIG 500i XD	816201  Ø70mm	816910  GENERATOR TS550 806172 4m MT40SL 743445	816912  PACK FEDERAL 803091	816911  GRA 2700 804505 3m MT500 AQUA 722625
SUPERMIG 600i XD	816913  Ø70mm	816914  GENERATOR TS550 806172 4m MT40SL 743445	816916  PACK FEDERAL 803091	816915  GRA 2800 804621 3m MT500 AQUA 722625
SUPERMIG 505i XD PULSE	816917  Ø70mm	816852  GENERATOR TS555 806176 4m MT40SL 743445	816857  PACK FEDERAL 803091	816853  GRA 2700 804505 3m MT500 AQUA 722625

MIG-MAG WELDING



inverter

MULTI PROCESS
MIG MMA TIG

ONE TOUCH

MMA PULSE

VRD ⚠️
VOLTAGE REDUCTION DEVICE

TIG LIFT

CARBON CUT

WIRE FEEDER
4 ROLLS



A | SUPERMIG 350i PACK+TROLLEY

B | SUPERMIG 450i PACK+TROLLEY

OPTIONAL: PACK MIG 25B (852204 - mod. 350i)

OPTIONAL: PACK MIG 36A (852205 - mod. 450i)

see pag. 30



OPTIONAL

→ CONSUMABLES MIG-MAG Pag. 96/97

GAS REGULATOR 722346	ALUMINIUM KIT 804397	MIG-MAG TORCHES MT25 A 4m 742184 A 5m 742185 MT36 B 4m 742187 B 5m 742188	GOUGING KIT 802666	CONNECTING CABLES 4m 802348 10m 802349	ELECTRODE HOLDER 25mm ² 4m AX50 A 804123 35mm ² 4m AX50 B 804124	WHEELS KIT 804318	TROLLEY FEDERAL 803091
QUICK GAS CONNECTOR 804208	FLUX KIT 804398	COIL ADAPTOR 802486	TIG TORCH ST26V 742058				

TECHNICAL DATA

CE EAC	CODE	V _{3PH}	A _{MIN} / A _{MAX} DC	A _{MAX} 40°C DC	A _{60%} 40°C DC	V ₀ DC	A _{MAX}	A _{60%}	P _{MAX}	P _{60%}	η	Ø MIN DC	Ø ST	Ø SS	Ø AL	Ø FX	Ø BZ	IP	LxWxH	kg
		V (50-60Hz)	A	EN 60974-1 A	EN 60974-1 A	V	A	A	kW	kW	%	mm	mm	mm	mm	mm	mm		cm	kg
A SUPERMIG 350i PACK + TROLLEY	816903	230/400 3ph	20 - 270 (400V)	270 @ 40%	220	63	20	14,6	10	7,4	86	1,6	0,6	0,8	0,8	0,8	0,8	IP23	100 x 50 x 110	65
	816904		20 - 250 (230V)	220 @ 40%	185	63	26	11,7	7,5	5,9		5	1,2	1,2	1,2	1,2	1,2		54,6 x 27,4 x 86	
B SUPERMIG 450i PACK + TROLLEY	816905	230 / 400 3ph	20 - 400 (400V)	400 @ 40%	300	73	31	21	16	10,8	89	1,6	0,6	0,8	0,8	0,9	0,8	IP23	100 x 50 x 110	69
	816906		20 - 320 (230V)	300 @ 40%	240	106	38	15,6	11	8		6	1,6	1,6	1,6	1,6	1,2		54,6 x 27,4 x 86	

GENERATOR ONLY 816198 - SUPERMIG 350i 54,6 x 27,4 x 50 cm 24 kg • 816199 - SUPERMIG 450i 54,6 x 27,4 x 50 cm 28 kg

MMA WELDING

MIG-MAG WELDING

TIG WELDING

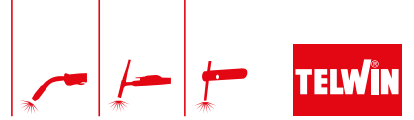
PLASMA CUTTING

SPOT WELDING

CHARGING & STARTING

INDEX

MIG-MAG WELDING



MAX 15kg
300mm

inverter

MULTI PROCESS
MIG MMA TIG

ONE TOUCH

MMA PULSE

CE ALU
CELLULOSIC ALUMINIUM

VRD
VOLTAGE REDUCTION DEVICE

TIG LIFT

CARBON CUT

5 years WARRANTY
ON TRANSFORMER
9 YEARS ON PRODUCT



WIRE FEEDER
4 ROLLS

A | SUPERMIG 500i XD PACK AQUA + TROLLEY

AQUA

B | SUPERMIG 600i XD PACK AQUA + TROLLEY

AQUA

OPTIONAL

→ CONSUMABLES MIG-MAG Pag. 97

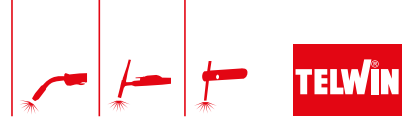
GAS REGULATOR 722346	ALUMINIUM KIT 804457	MIG-MAG TORCHES MT40S 5m 742822 MT240 AQUA 4m 742996 MT500 AQUA 3m 722625 4m 742821 5m 722683 MT555 4m 742881	GOUGING KIT 802666	GRA 2700 WATER COOLING UNIT 230V A 804505	TS 550 WIRE FEEDER NO CABLE 806171	TIG TORCH ST26V 742058	WHEELS KIT 804318	TROLLEY FEDERAL 803091
QUICK GAS CONNECTOR 804208	FLUX KIT 804458		COIL ADAPTOR 802486	GRA 2800 WATER COOLING UNIT 230V B 804621	CONNECTING CABLE 95mm ² 10m AQUA 804786	COOLANT FOR COOLING SYSTEMS mod. AQUA 5L 802976	ELECTRODE HOLDERS 70mm ² 4m AX70 804126	CONTINENTAL A 803064

TECHNICAL DATA

CE ENEC	CODE	V _{3PH}	A _{MIN} MAX DC	A _{MAX} 40°C DC EN 60974-1	A _{60%} 40°C DC EN 60974-1	V _{0 DC}	A _{MAX}	A _{60%}	P _{MAX}	P _{60%}	η	Ø MIN MAX DC	Ø _{ST}	Ø _{SS}	Ø _{AL}	Ø _{FX}	Ø _{BZ}	IP	LxWxH cm	kg
A SUPERMIG 500i XD PACK AQUA + TROLLEY	816911	230/400 3ph	20 - 400 (400V)	400 @ 60%	400	67	30	30,2	16,6	16,7	25	86	1,6 8	0,6 1,6	0,8 1,6	0,8 1,6	0,8 1,2	IP23	100 x 50 x 133	88
A SUPERMIG 500i XD PACK + TROLLEY	816912		20 - 320 (230V)	300 @ 60%	300	93	37	35,1	11,8	11,2	32								100 x 50 x 110	76
A SUPERMIG 500i XD PACK	816910																		54,6 x 27,4 x 86	53
B SUPERMIG 600i XD PACK AQUA + TROLLEY	816915	230 / 400 3ph	20 - 600 (400V)	500 @ 60%	500	71	39	39,1	22,45	22,4	32	89	1,6 8	0,6 1,6	0,8 1,6	0,8 1,6	0,9 1,2	IP23	100 x 50 x 132	96
B SUPERMIG 600i XD PACK + TROLLEY	816916		20 - 400 (230V)	400 @ 60%	400	86	46	49	16,2	15,3	40								100 x 50 x 110	82
B SUPERMIG 600i XD PACK	816914																		63x 27,4 x 86	59

GENERATOR ONLY 816201 - SUPERMIG 500i XD 54,6 x 27,4 x 50 cm 32 kg • 816913 - SUPERMIG 600i XD 63 x 27,4 x 50 cm 38 kg

MIG-MAG WELDING



inverter



NEW

MULTI PROCESS
MIG | MMA | TIG

5 years WARRANTY
ON TRANSFORMER
3 YEARS ON PRODUCT

PULSE
POP PULSE
ON PULSE

ATC
ADVANCE THERMAL CONTROL

TIG LIFT

VRD
VOLTAGE REDUCTION DEVICE


USB

WIRE FEEDER
4 ROLLS



PULSED & DOUBLE-PULSED WELDING

PULSE



POP

PULSE
ON PULSE



ADVANCED WAVE OS INTERFACE



C | SUPERMIG 505i XD PULSE PACK AQUA + TROLLEY

XD: EXTRA DUTY (MOD. 500i - 600i - 505i XD PULSE)

EN/ XD, stands for EXTRA DUTY: all the power you need, with a high duty cycle, to complete intensive or prolonged jobs over time.

IT/ XD, è sinonimo di EXTRA DUTY: tutta la potenza necessaria, con un duty cycle elevato, per completare lavori intensivi o prolungati nel tempo.

FR/ XD, signifie EXTRA DUTY : toute la puissance nécessaire, avec un cycle de service élevé, pour réaliser des travaux intensifs ou prolongés dans le temps.

ES/ XD, significa EXTRA DUTY: toda la potencia necesaria, con un ciclo de trabajo elevado, para completar trabajos intensivos o prolongados en el tiempo.

DE/ XD nämlich für EXTRA DUTY: die notwendige Leistung mit einem hohen Einschaltdauer, um intensive oder lang andauernde Arbeiten zu erledigen.

PT/ XD, significa EXTRA DUTY: toda a potência necessária, com um ciclo de trabalho elevado, para realizar trabalhos intensivos ou prolongados ao longo do tempo.

OPTIONAL

GAS REGULATOR 722346	ALUMINIUM KIT 804457	MIG-MAG TORCHES MT40S 3m 743009 MT40SL 4m 743445 5m 743446	MIG-MAG TORCHE MT555 4m 742881	GRA 2700 WATER COOLING UNIT 804505	TS 555 WIRE FEEDER 806176	WHEELS KIT 804318	TIG TORCH ST26V 742058
QUICK GAS CONNECTOR 804208	FLUX KIT 804458	MT240 AQUA 4m 742996 MT500 AQUA 3m 722625 4m 742821 5m 722683	COIL ADAPTOR 802486	COOLANT FOR COOLING SYSTEMS mod. AQUA 5L 802976	CONNECTING CABLE 95mm ² 10m AQUA 804788	ELECTRODE HOLDERS 70mm ² 4m AX70 804126	TROLLEY FEDERAL 803091 CONTINENTAL 803064

→ CONSUMABLES MIG-MAG Pag. 97



ADDITIONAL WELD CURVES AVAILABLE

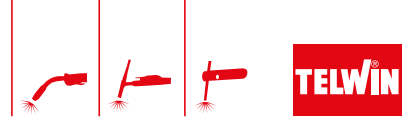
TECHNICAL DATA

CE EAC	CODE	V _{3PH}	A _{MIN} / A _{MAX} DC	A _{MAX} 40°C DC	A _{60%} 40°C DC	V _{0 DC}	A _{MAX} 60%	A _{60%}	P _{MAX}	P _{60%}	η	Ø _{MIN} / Ø _{MAX} DC	Ø _{ST}	Ø _{SS}	Ø _{AL}	Ø _{FX}	Ø _{BZ}	IP	LxWxH	kg
		V (50-60Hz)	A	A	A	V	A	A	kW	kW	%	mm	mm	mm	mm	mm	mm		cm	
SUPERMIG 505i XD PULSE PACK AQUA + TROLLEY	816853	230/400 3ph	20 - 400 (400V)	400 @ 60%	400	67	30	30,2	16,6	16,7	25	1,6 / 8	0,6 / 1,6	0,8 / 1,6	0,8 / 1,6	0,8 / 1,6	0,8 / 1,2	IP23	100 x 50 x 133	88
SUPERMIG 505i XD PULSE PACK + TROLLEY	816857		20 - 320 (230V)	300 @ 60%	300	93	37	35,1	11,8	11,2	32								100 x 50 x 110	76
SUPERMIG 505i XD PULSE PACK	816852																		54,6 x 27,4 x 86	53

GENERATOR ONLY 816917 - SUPERMIG 505i XD PULSE 54,6 x 27,4 x 50 cm 32 kg

MMA WELDING
MIG-MAG WELDING
TIG WELDING
PLASMA CUTTING
SPOT WELDING
STARTING

MIG-MAG WELDING



ELECTROMIG SYNERGIC: THE WELDING EVOLUTION

EN/ A range of multiprocess inverter welding machines to respond to any working need and grant the best results, always.

IT/ Una gamma di saldatrici inverter multiprocesso che soddisfa ogni esigenza di lavorazione, garantendo sempre il miglior risultato.

FR/ Une gamme de postes à souder multiprocessus qui répondent à toutes les exigences de travail et donnent toujours les meilleurs résultats.

DE/ Eine Reihe von Multiprozess-Inverterschweißmaschinen, die auf jede Arbeitsanforderungen entsprechen und immer die besten Ergebnisse liefern.

ES/ Una gama de soldadoras inverter multiproceto que responde a todas las necesidades de procesamiento, garantizando siempre el mejor resultado.

PT/ Uma gama de soldadores inverter multiproceto que responde a todas as necessidades de processamento, garantindo sempre o melhor resultado.

- MAX 15kg 300mm
- inverter**
- MULTI PROCESS**
MIG | MMA | TIG
- ONE TOUCH**
- SYNERGY**
- ATC**
ADVANCE THERMAL CONTROL
- TIG LIFT**
- VRD**
VOLTAGE REDUCTION DEVICE
- WIRE FEEDER**
4 ROLLS



A | ELECTROMIG 300 SYNERGIC

B | ELECTROMIG 400 SYNERGIC

OPTIONAL: PACK MIG 36A (852205 - mod. 400)



OPTIONAL: PACK MIG 25A (852203 - mod. 300)

see pag. 25

OPTIONAL

→ CONSUMABLES MIG-MAG Pag. 96/97

BOXES CONSUMABLES BOX MT25 A 804152	MIG-MAG TORCHES MT25 A 4m 742184 A 5m 742185 MT36 B 4m 742187 B 5m 742188	GAS REGULATOR A 722119 B 722346	ALUMINIUM KIT A 802663 B 802273	COIL ADAPTOR A B 802486	ELECTRODE HOLDER A 804123 B 804124
		QUICK GAS CONNECTOR 804208		TIG TORCH ST26V 4m 742058	



TECHNICAL DATA

	CODE	V _{3PH}	A _{MIN} / A _{MAX} DC	A _{MAX} 40% DC	A _{60%} 60% DC	V ₀ DC	A _{MAX}	A _{60%}	P _{MAX}	P _{60%}	η	Ø	Ø _{ST}	Ø _{SS}	Ø _{AL}	Ø _{FX}	Ø _{BZ}	IP	LxWxH	kg
		V (50-60Hz)	A	EN 60974-1 A	EN 60974-1 A	V	A	A	kW	kW	%	mm	mm	mm	mm	mm	mm		cm	kg
A ELECTROMIG 300 SYNERGIC	816270	400 3ph	20 - 300	270 @ 30%	205	63	15	10	9	6,5	90	1,6 6	0,6 1,2	0,8 1,2	0,8 1,2	0,8 1,2	0,8 1,2	IP23	86,5 x 39 x 91,5	37
B ELECTROMIG 400 SYNERGIC	816271	230/400 3ph	20 - 400 (400V) 20 - 320 (230V)	400 @ 30% 320 @ 25%	270 200	73 106	25 33	15 17	16,5 12,6	9,5 6,5	89	1,6 8	0,6 1,6	0,8 1,6	0,8 1,6	1 1,2	0,8 1,2	IP23	86,5 x 39 x 91,5	42

WAVE OS: SETTING THE FUTURE OF WELDING!

TECHNICAL
INFORMATION



Welding Advanced Visual Environment

INTELLIGENCE

A BRAND NEW WELDING CONCEPT

EN/ INTELLIGENCE. A high-tech system that redesigns the manual welding process to improve quality, ensure repeatability and boost efficiency. The user has complete control over the welding parameters and can tweak them to suit all operational requirements.

IT/ INTELLIGENZA. Un sistema high-tech che ripensa il processo di saldatura manuale per migliorare la qualità, assicurare la ripetibilità, aumentare l'efficienza. L'utente ha la completa gestione dei parametri di saldatura adattandoli ad ogni situazione operativa.

FR/ INTELLIGENCE. Un système high-tech qui repense le processus de soudage manuel pour améliorer la qualité, assurer la répétabilité, augmenter l'efficacité. L'utilisateur a la gestion complète des paramètres de soudage et les adapte à chaque situation opérationnelle.

ES/ INTELIGENCIA. Un sistema high-tech que reconsidera el proceso de soldadura manual para mejorar la calidad, asegurar la repetibilidad, aumentar la eficiencia. El usuario gestiona completamente los parámetros de soldadura adaptándose a cualquier situación operativa.

DE/ INTELLIGENZ. Ein Hightech-System mit neu konzipiertem manuellem Schweißvorgang, der die Qualität verbessert, die Wiederholbarkeit gewährleistet und die Effizienz erhöht. Der Benutzer hat die volle Kontrolle über die Schweißparameter, die sich an jede Arbeitssituation anpassen lassen.

PT/ INTELIGÊNCIA. Um sistema high-tech que redefine o processo de soldadura manual para melhorar a qualidade, garantir a repetibilidade e aumentar a eficiência. O utilizador tem controlo total sobre os parâmetros de soldadura e pode ajustá-los a qualquer necessidade.



INTERACTION

A NEW WAY OF COMMUNICATING

EN/ Making work user-friendly regardless of the application. Thanks to Wave OS, the communication between the operator and the tool used is direct and immediate. Wave OS simplifies man-machine interaction and guarantees complete customisation of the work environment.

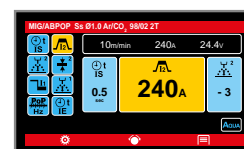
IT/ INTERAZIONE: Rendere il lavoro intuitivo a prescindere dall'applicazione. Grazie a Wave OS la comunicazione tra l'operatore e lo strumento utilizzato è diretta, immediata. Wave OS semplifica l'interazione uomo-macchina e garantisce una totale personalizzazione dell'ambiente di lavoro.

FR/ INTERACTION: Rendre le travail intuitif quelle que soit l'application. Grâce à Wave OS, la communication entre l'opérateur et l'instrument utilisé est directe, immédiate. Wave OS simplifie l'interaction homme-machine et garantit une totale personnalisation du milieu de travail.

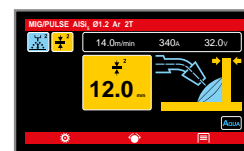
ES/ INTERACCIÓN: Hace que el trabajo sea intuitivo, sea cual sea la aplicación. Gracias a Wave OS la comunicación entre el operador y el instrumento utilizado es directa e inmediata. Wave OS simplifica la interacción hombre-máquina y garantiza una total personalización del ambiente de trabajo

DE/ INTERAKTION: Intuitiv arbeiten - und das unabhängig von der Anwendung. Wave OS ermöglicht die unmittelbare Kommunikation zwischen Bediener und verwendetem Gerät. Wave OS vereinfacht das Wechselspiel zwischen Mensch und Maschine und gestattet eine völlig individuelle Gestaltung der Arbeitsumgebung.

PT/ INTERAÇÃO: Torna o trabalho intuitivo, independentemente da aplicação. Graças à tecnologia Wave OS a comunicação entre o operador e o equipamento utilizado é direta e imediata. Wave OS simplifica a interação homem-máquina e garante uma total personalização do ambiente de trabalho.



EXPERT MODE



EASY MODE

EFFICIENCY

RESPONDING TO EVERY DAY CHALLENGES

EN/ Wave OS is the perfect solution to respond to the every day demands for competitiveness and productivity. Nowadays, quality and repeatability are fundamental and essential requisites. The response to such challenges starts with Wave OS.

IT/ EFFICIENZA: Wave OS è la soluzione alle richieste di competitività e produttività di ogni giorno. La qualità e la sua ripetitività sono ormai requisiti imprescindibili. La risposta a queste sfide inizia con Wave OS.

FR/ EFFICACITÉ: Wave OS est la solution aux demandes de compétitivité et de productivité de chaque jour. La qualité et sa répétabilité sont désormais des conditions essentielles incontournables. La réponse à ces défis commence avec Wave OS.

ES/ EFICIENCIA: Wave OS es la solución a las necesidades de competitividad y productividad del día a día. La calidad y la repetibilidad de la misma son actualmente requisitos imprescindibles. La respuesta a estos desafíos comienza con Wave OS.

DE/ EFFIZIENZ: Wave OS ist die Lösung für die Anforderungen, die Tag für Tag an Wettbewerbsfähigkeit und Produktivität gestellt werden. Die Güte und ihre Wiederholbarkeit sind mittlerweile unabdingbare Voraussetzungen. Die Antwort auf diese Herausforderungen beginnt mit Wave OS.

PT/ EFICIÊNCIA: Wave OS é a solução perfeita para responder às necessidades de competitividade e produtividade diárias. A qualidade e repetibilidade são atualmente requisitos imprescindíveis. A resposta a estes desafios começa com Wave OS.

KNOWLEDGE

KNOWLEDGE IS THE CORE PRINCIPLE OF IMPROVEMENT

EN/ Wave OS is an exceptionally powerful knowledge tool designed to trace, analyse and control production processes far beyond the limits in place up until now. It guarantees comprehensive monitoring of operating parameters to the advantage of quality levels and the choices to be made.

IT/ CONOSCENZA: Wave OS è un potente strumento di conoscenza in grado di tracciare, analizzare e quindi controllare i processi produttivi oltrepassando i limiti finora posti. Garantisce il completo monitoraggio dei parametri nelle lavorazioni a vantaggio della qualità e a supporto delle scelte da affrontare.

FR/ CONNAISSANCE: Wave OS est un instrument de connaissance puissant en mesure de tracer, analyser et donc contrôler les processus de production en dépassant les limites posées jusqu'à présent. Il garantit la surveillance complète des paramètres dans les usinages au bénéfice de la qualité et en support des choix à affronter.

ES/ CONOCIMIENTO: Wave OS es un potente instrumento de conocimiento capaz de trazar, analizar y por lo tanto controlar los procesos productivos sobrepasando los límites hasta ahora establecidos. Garantiza el completo seguimiento de los parámetros en las elaboraciones, lo que redundará en una mejora de la calidad y en la asistencia en las elecciones que se deben realizar.

DE/ WISSEN: Wave OS ist ein leistungsstarkes Wissensinstrument, das die bisherigen Grenzen überschreitet, weil es in der Lage ist, die Fertigungsprozesse aufzuzeichnen, zu analysieren und anschließend zu kontrollieren. Es ermöglicht im Rahmen der Bearbeitungen die vollständige Überwachung der Parameter, was sich positiv auf die Güte auswirkt und die Entscheidungsfindung unterstützt.

PT/ CONHECIMENTO: Wave OS é um potente instrumento de conhecimento capaz de localizar, analisar e controlar os processos de produção muito além dos limites até agora estabelecidos. Garante a monitorização abrangente dos parâmetros operacionais, o que resulta numa melhoria dos níveis de qualidade e das escolhas a realizar.

MMA WELDING

MIG-MAG WELDING

TIG WELDING

PLASMA CUTTING

SPOT WELDING

CHARGING & STARTING

INDEX

WELDING DATA MANAGEMENT

THE COST AND PERFORMANCES CONTROL TOOL

EN/ Welding Data Management is the essential tool for the detailed welding data analysis. An intuitive programme conceived to facilitate you in cost management, increase processing quality and support professional welders' tests, etc. To make the best choices.

IT/ Welding Data Management è lo strumento indispensabile per l'analisi approfondita dei dati di saldatura. Un programma dall'utilizzo intuitivo ideato per facilitarli nella gestione dei costi, nel miglioramento della qualità delle lavorazioni, nel supporto ai test per saldatori qualificati, etc. Per prendere le scelte migliori.

FR/ Welding Data Management est l'instrument indispensable pour l'analyse approfondie des données de soudage. Un programme à l'utilisation intuitive conçu pour vous aider dans la gestion des coûts, dans l'amélioration de la qualité des usinages, dans le support aux tests pour soudeurs qualifiés, etc. Pour prendre les choix les meilleurs.

ES/ Welding Data Management es el instrumento indispensable para un análisis profundo de los datos de soldadura. Un programa con una utilización intuitiva ideado para facilitar la gestión de los costes, la mejora de la calidad de las elaboraciones, la asistencia en las pruebas para soldadores cualificados, etc. Para tomar las mejores decisiones.

DE/ Welding Data Management - unverzichtbar für die eingehende Analyse der Schweißdaten. Ein intuitives Anwendungsprogramm, das entwickelt wurde, um Ihnen u. a. beim Kostenmanagement, bei der Verbesserung der Bearbeitungsqualität und beim Support für Tests von qualifizierten Schweißern Erleichterung zu bringen. Für die beste Wahl.

PT/ Welding Data Management é o instrumento indispensável para uma análise profunda dos dados de soldadura. Um programa com uma utilização intuitiva concebido para facilitar a gestão de custos, melhorar a qualidade do trabalho, apoiar nos testes para soldadores qualificados, etc. Para tomar as melhores decisões.



DOWNLOAD LEAFLET

inverter



MULTI PROCESS
MIG | MMA | TIG



TIG LIFT



USB



A-B | ELECTROMIG 330 WAVE (AQUA)

OPTIONAL

CONSUMABLES BOX
MT25
804152

GAS REGULATOR
722346

ALUMINIUM KIT
B | 802273
A | AQUA
802409

MIG-MAG TORCHES

MT25
4m 742184
5m 742185
MT240
4m 742996
(Max: 270A@100%)
MT500 mod. AQUA
4m 742821
5m 722683
MT555 DOUBLE
COOLED 4m 742881

MT25 CONTROL
MIG TORCH

MT25
742777

PUSH PULL
BOARD KIT

982219

ELECTRODE
HOLDER

25mm² 4m AX50
804123

COOLANT FOR
COOLING SYSTEMS

A | 5L
802976

COIL ADAPTOR
802486

TIG TORCH

4m - ST26V
742058

G.R.A. 3300

B | 802942

ELECTROMIG 330 WAVE BASE

816064



NO TORCH

More info pag. 86

TECHNICAL DATA

	CODE	V _{3PH}	A _{MIN} 40°C DC	A _{MAX} 40°C DC	A _{60%} 40°C DC	V ₀ DC	A _{MAX}	A _{60%}	P _{MAX}	P _{60%}	η	φ	∅ _{MIN} MAX DC	∅ _{ST}	∅ _{SS}	∅ _{AL}	∅ _{FX}	∅ _{BZ}	IP	LxWxH cm	kg
A ELECTROMIG 330 WAVE AQUA	816062	400 3ph	20 - 300	270 @ 30%	205	63	15	10	9	6,5	16	90	0,9	1,6 6	0,6 1,2	0,8 1,2	0,8 1,2	0,8 1,2	IP23	86,5 x 39 x 91,5	49
B ELECTROMIG 330 WAVE	816061																				39

(*) AQUA = Water cooled - Raffreddata ad acqua - Refroidie à l'eau - Refrigerada por água - Wassergekühlte - Refrigerada por água

	WELDING CURRENT (A)						DUTY CYCLE EN60974-1	TIG			TIG FEATURES			OTHER FEATURES			AQUA	DISPLAY		WEIGHT (kg)		
	AC	DC	50	100	150	200		250	300	HF	LIFT	PULSE	EASY PULSE	THIN SPOT	MMA	VRD	MV-PFC	JOB Customized Programs	AQUA VERSION		DIGITAL	LCD
1ph			230V				200A	200@30%	■	■	■			■	■					■	10,4	
			230V				170A	160@20%		■				■	■					■		4,3
			200V-240V		200A			200@30%		■				■	■	■					■	7,4
			100V-120V		120A			150@30%														
			230V				220A	220@35%	■	■	■	■	■	■	■	■					■	9,7
		■	230V				180A	180@20%	■	■	■	■	■	■	■	■					■	11,4
	■	230V				200A	200@35%	■	■	■	■	■	■	■	■			■		■	11,5	
3ph			400V - 3 ph		250A		230@20%	■	■	■	■	■	■	■	■				■		11,3	
			400V - 3 ph		300A		300@30%	■	■	■	■	■	■	■	■							
			230V - 3 ph		250A		200@42%	■	■	■	■	■	■	■	■				■		13,2	
	■	400V - 3 ph				270A	250@30%	■	■	■	■	■	■	■	■	■	■	■		■	20	

■ CURRENT @ 60% - EN 60974-1



TIG PROCESS

EN/ 1.Nozzle 2.Electrode holder clamp 3.Infusible-electrode 4.Welding arc 5.Gaseous protection 6.Melting pool

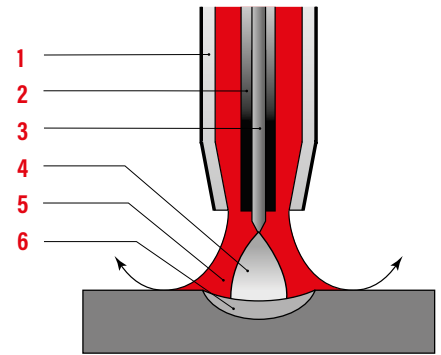
IT/ 1.Ugello 2.Pinza portaelettrodo 3.Elettrodo infusibile 4.Arco di saldatura 5.Protezione gassosa 6.Bagno di fusione

FR/ 1.Bec 2.Pince porte-électrode 3.Électrode infusible 4.Arc de soudage 5.Protection gazeuse 6.Bain de fusion

ES/ 1.Inyector 2. Soplete porta electrodo 3.Electrodo infusible 4.Arco de soldadura 5.Protección gassosa 6.Baño de fusión

DE/ 1.Düse 2.Elektrodenhalter 3.Abschmelzende Elektrode 4.Schweissbogen 5.Gasschutz 6.Schmelzbad

PT/ 1.Bico 2.Pinça porta-eléctrodo 3.Eléctrodo infusível 4.Arco de soldadura 5.Proteção gasosa 6.Banho de fusão



TIG FEATURES

↑ PLUS

EN/ High aesthetic welds • No sparkles • Welding on thin thicknesses • High arc control

IT/ Elevata estetica della saldatura • Assenza di spruzzi • Saldatura su spessori sottili • Grande controllo dell'arco

FR/ Élévée esthétique de le soudage • Absence de projections • Soudage sur épaisseurs réduits • Grand je contrôle de l'arc

ES/ Elevada estética de la soldadura • Eusencia de rociadas • Soldadura sobre espesores sutiles • Grande control arco

DE/ Erhöhen Ästhetik des Schweißen • Abwesenheit von Spritzern • Schweißen auf dünne Dicken • Großes Kontrolle des Bogens

PT/ Elevada estética da soldadura • Sem salpicos • Soldadura em espessuras reduzidas • Elevado controlo do arco

↓ MINUS

EN/ High experience of the user • Low productivity • Need for a gas bottle

IT/ Alta esperienza dell'operatore • Bassa produttività • Richiesta bombola di gas


FR/ Haute expérience de l'opérateur • Basse productivité • Demande bouteille de gaz

ES/ Alta experiencia del operador • Baja productividad • Solicitud bombona de gas

DE/ Hohes Erfahrung des Fachmannes • Niedriges Produktivität • Bedürfnis nach einer Gasflasche

PT/ Utilizador experiente • Baixa produtividade • Necessidade de botija de gás

GAS BOTTLE



Argon
(Ar)

Argon-Helium (Ar-He)

POST GAS

EN/ Controls the gas flow at the welding end and grants the material cooling in an area protected from oxidations

IT/ Controlla l'afflusso del gas dopo il termine della saldatura garantendo il raffreddamento del materiale in una zona protetta da ossidazioni

FR/ Contrôle l'afflux du gaz après le terme de soudage en garantissant le refroidissement du matériau dans une zone protégée contre les oxydations

ES/ Controla el flujo del gas después del término de la soldadura garantizando el enfriamiento del material en una zona protegida por oxidaciones

DE/ Es kontrolliert den Zufluß des Gases nach dem Ende des Schweißen, da garantiert es die Abkühlung des Materials in einer von Oxydationen geschützten Zone

PT/ Controla o fluxo de gás no fim da soldadura e garante o arrefecimento do material numa área protegida de oxidações

MATERIALS

			DC	AC
EN/ Steel IT/ Acciaio	FR/ Acier ES/ Acero	DE/ Stahl PT/ Aço	W	
EN/ Stainless steel IT/ Acciaio inox	FR/ Acier inox ES/ Acero inoxidable	DE/ Edelstahl PT/ Aço Inox	W	
EN/ Cast Iron IT/ Ghisa	FR/ Fonte ES/ Fundición	DE/ Gußeisen PT/ Ferro fundido	W	
EN/ Copper IT/ Rame	FR/ Cuivre ES/ Cobre	DE/ Kupfer PT/ Cobre	W	
EN/ Nickel IT/ Nichel	FR/ Nickel ES/ Níquel	DE/ Nickel PT/ Níquel	W	
EN/ Titanium IT/ Titanio	FR/ Titane ES/ Titanio	DE/ Titan PT/ Titânio	W	
EN/ Aluminium IT/ Alluminio	FR/ Aluminium ES/ Aluminio	DE/ Aluminium PT/ Alumínio		W
EN/ Brass IT/ Ottone	FR/ Laiton ES/ Latón	DE/ Messing PT/ Latão		W
EN/ Bronze IT/ Bronzo	FR/ Bronze ES/ Bronce	DE/ Bronze PT/ Bronze		W
EN/ Alloys IT/ Leghe	FR/ Alliages ES/ Aleaciones	DE/ Legierungen PT/ Ligas		W
Electrode colours	Grey - Tungsten 98% - CeO ₂ 2%			
	Green - Pure Tungsten 98,8%			

BI-LEVEL FUNCTION

EN/ It selects from the torch pushbutton two different current values though maintaining the arc turned on. Efficacious on position weldings or on thin thicknesses.

IT/ Seleziona dal pulsante torcia due diversi valori di corrente mantenendo acceso l'arco. Efficace su saldature in posizione o su spessori sottili.

FR/ Il sélectionne à partir du poussoir de la torche deux différentes valeurs du courant tout en maintenant l'arc allumé. Extrêmement utile pour des soudages en position ou sur épaisseurs réduits.

ES/ Selecciona desde el pulsador del soplete dos valores de corriente manteniendo encendido el arco. Eficaz sobre soldaduras en posición o sobre espesores finos.

DE/ Es wählt von der Brennerknopf zwei verschiedene Werte des Stroms, ohne daß der Lichtbogen dabei erlischt. Wirksam auf Schweißen in Position oder auf dünne Dicken.

PT/ Selecciona a partir do botão da tocha dois valores de corrente distintos mantendo o arco ligado. Eficaz em soldaduras localizadas ou em espessuras reduzidas.

TIG START

SCRATCH START

EN/ The arc striking is reached thanks to the rubbing of the tungsten electrode to the piece to be welded. Some tungsten inclusions are present at the beginning of the seam.

IT/ L'innesco avviene con lo sfregamento dell'elettrodo di tungsteno sul pezzo da saldare. Sono presenti ad inizio cordone delle inclusioni di tungsteno.

FR/ L'amorçage s'effectue par frottement de l'électrode de tungstène sur la pièce à souder. Ils sont présent au début cordon des inclusions de tungstène.

LIFT START

EN/ Arc striking by contact. It does not pollute the welding pool and causes less electro-irradiated disturbances.

IT/ Innesco dell'arco a contatto. Non inquina il bagno di saldatura e causa meno disturbi elettro-irradiati.

FR/ Amorçage de l'arc avec contact. Ne pollue pas le bain de soudage et cause moins de perturbations électroirradiées.

HF START

EN/ Arc striking without contact. The electrode tip does not wear out. It offers an easy start in all welding positions.

IT/ Innesco dell'arco senza contatto. Non si ha l'usura della punta dell'elettrodo. Offre una partenza facile in tutte le posizioni di saldatura.

FR/ Amorçage de l'arc sans contact. Il n'y pas d'usure de la pointe de l'électrode. Il offre un départ facile dans toutes les positions de soudage.

ES/ El cebado ocurre con el refregamiento del electrodo de tungsteno sobre el material da soldar. Están presentes a principio cordón de las inclusiones de tungsteno.

DE/ Die Zündvorrichtung geschieht mit der Reibung von der Wolframelektrode auf das Werkstück. Am Anfang der Naht sind Wolframeinschlüsse anwesend.

PT/ O início do arco ocorre com a raspagem do eletrodo tungsténio no material a soldar. Algumas inclusões de tungsténio estão presentes no início do cordão.

ES/ Cebado del arco con contacto. No contamina el baño de soldadura y causa muchas menos molestias de irradiación eléctrica.

DE/ Kontaktzündung des Bogens. Es verunreinigt das Schmelzbad nicht und verursacht weniger Störungen durch elektrische Strahlungen.


PT/ Início do arco por contacto. Não polui o banho de soldadura e provoca menos transtornos de irradiação eléctrica.

ES/ Cebado del arco sin contacto. No se produce el desgaste de la punta del electrodo. Ofrece una partida fácil en todas la posiciones de soldadura.

DE/ Zündung des Bogens ohne Kontakt. Die Elektrodenspitze wird nicht abgenutzt. Erleichtert das Zünden in sämtlichen Schweisslagen.

PT/ Início do arco sem contacto. Não existe desgaste da ponta do eletrodo. Proporciona um início fácil em todas as posições de soldadura.

TIG WELDING



inverter



TIG
LIFT

VRD
VOLTAGE REDUCTION
DEVICE



TIG

MMA

TIG & MMA
ACCESSORIES IN
PLASTIC CARRY CASE

A | TECNICA 190 TIG DC

XT

inverter

TIG
LIFT

MULTI
VOLTAGE
MV/PFC
POWER
FACTOR
CORRECTION

100%
MULTI
VOLTAGE

VRD
VOLTAGE REDUCTION
DEVICE



B | ADVANCE 227 XT MV/PFC VRD

OPTIONAL

→ CONSUMABLES: TIG Pag. 99

CONSUMABLE BOX
ST17-26
B | 804138



CLEANTECH 200
850020



MMA - MIG/MAG - TIG
MASK
JAGUAR
804082



ELECTRODE HOLDER
25mm² 4m AX50
B | 804123



RUTILE ELECTRODES
IN BOX - STEEL

Ø 2mm
2,5 kg
802737

Ø 2,5mm
2,5 kg
802739

Ø 3,2mm
4 kg
802749



GLOVE
DAKOTA PRO
804778




MORE GLOVES Pag. 83

TECHNICAL DATA

CE EAC	CODE	V _{1PH} V (50-60Hz)	A _{MIN} MAX DC A	TELWIN 9% USE 20°C	A _{MAX} 40°C EN 60974-1 A	A _{60%} 40°C EN 60974-1 A	V ₀ DC V	A _{MAX} A	A _{50%} A	P _{MAX} kW	P _{60%} kW	P _{MIN} GEN kW	A	η	φ	Ø MIN MAX DC mm	IP	LxWxH cm	kg
A TECNICA TIG 190 DC + TIG/MMA accessories in plastic carry case	816220	230 1ph	10 - 170	88% @ 150A	160 @ 20 %	110	78	29	17	4,4	2,6	6	16	86	0,7	1,6 - 4	IP23	38 x 42 x 17	9,4
B ADVANCE 227 XT MV/PFC VRD + TIG accessories	852060	200-240 1ph	10 - 200	-	200 @ 30%	125	81	27	16,5	5,2	3,2	8	16	84	0,98	1,6 - 4	IP23	45 x 18,1 x 29,2	11,8
		100-120 1ph	10 - 150	-	150 @ 30%	95		33	24	3,1	2,3	5							

** A_{100%} = 120A@30% ⇒ A_{GEN} = 15A

TIG WELDING



inverter

PULSE

EASY PULSE

THIN SPOT

MIX AC DC D/E

MMA PULSE

VRD VOLTAGE REDUCTION DEVICE



C | TECHNOLOGY TIG 230 DC

NEW



D | TECHNOLOGY TIG 202 AC/DC



E | TECHNOLOGY TIG 222 AC/DC

OPTIONAL

CONSUMABLES BOX	TIG WELDING KIT	TIG TORCH	TIG TORCHES PRO-P	TIG TORCHES PRO-C	WATER COOLING SYSTEM	ELECTRODE HOLDER	TROLLEYS
ST17-26 804138	C E 802788 D 804362	ST26 4m C D E 743121	ST26 4m 743025 8m 743027	ST26 4m D E F 743029 8m D E F 743031	G.R.A. 4500 E F 802790	25 mm ² 4m AX50 D E F 804123	ARCTIC C D E 803059 AMERICA C D E 803084 COSMOPOLITAN C D E 803079
QUICK GAS CONNECTOR 804208	AQUA F 802789	8m C D E 743123 AQUA ST18A 4m F 743122	AQUA ST18A 4m E F 743026 8m E F 743028	AQUA ST18A 4m E F 743030 8m E F 743032	COOLANT FOR COOLING SYSTEMS F 802976	REMOTE CONTROLS 2 pot. 802336 FPC-200 804456	

→ CONSUMABLES: TIG Pag. 99

TECHNOLOGY TIG 222 AC/DC AQUA



TECHNICAL DATA

CE EAC	CODE	V _{1PH}	A _{MIN} / A _{MAX} DC	A _{MAX} 40°C DC	A _{60°C} DC	V ₀ DC	A _{MAX}	A _{60%}	P _{MAX}	P _{60%}	η	φ	∅ _{MIN} / ∅ _{MAX} DC	IP	LxWxH	kg
		V (50-60Hz)	A	EN 60974-1 A	EN 60974-1 A	V	A	A	kW	kW	%	mm	mm		cm	kg
C TECHNOLOGY TIG 230 DC + accessories	852055	230 1ph	10 - 220	220 @ 30 %	125	95	36	26	6	4,1	20	86	0,7	1,6 - 4	43 x 17,6 x 34	14,8
D TECHNOLOGY TIG 202 AC/DC + accessories	816244	230 1ph	5 - 180	180 @ 20 %	115	95	33	21	5,5	3,3	16	81	0,7	1,6 - 4	47 x 19 x 35	15,4
E TECHNOLOGY TIG 222 AC/DC + accessories	816242	230 1ph	5 - 200	200 @ 35 %	125	66	33	24	5,2	3,8	20	82	0,69	1,6 - 4	47 x 19 x 35	16,6
F TECHNOLOGY TIG 222 AC/DC AQUA + accessories	816243														51 x 19 x 53,5	22,4

GENERATOR ONLY C | 816158 - TECHNOLOGY TIG 230 9,7 kg

D | 816255 - TECHNOLOGY TIG 202 11,4 kg

E | 816208 - TECHNOLOGY TIG 222 11,5 kg



inverter

PULSE



EASY PULSE



THIN SPOT



A | SUPERIOR TIG 251 DC

B | SUPERIOR TIG 311 DC

OPTIONAL

→ CONSUMABLES: TIG Pag. 99

CONSUMABLES BOX

ST26
804138

QUICK GAS CONNECTOR
804208

TIG WELDING KIT
802788



TIG TORCH

ST26
4m 743121
8m 743123


ST18A AQUA
4m
B | 743122



TIG TORCHES PRO-P

ST26
4m 743025
8m 743027

ST18A AQUA
4m B | 743026
8m B | 743028



+ REMOTE DEVICE
802810

G.R.A. 4500
B | 802790



ELECTRODE HOLDER
25 mm² 4m AX50
804123



REMOTE CONTROLS
2 pot. 802336

FPC-200
804456

TROLLEYS

ARCTIC
803059



TROLLEYS

AMERICA
803084



TROLLEYS

COSMOPOLITAN
B | 803079




TECHNICAL DATA



	CODE	V _{3PH} V (50-60Hz)	A _{MIN} MIN DC	A _{MAX} MAX DC EN 60974-1 A	A _{60%} 60% DC EN 60974-1 A	V _{0 DC} V	A _{MAX} MAX	A _{60%} 60%	P _{MAX} MAX kW	P _{60%} 60% kW	η %	φ mm	Ø MIN MAX DC mm	IP	LxWxH cm	kg	
A SUPERIOR TIG 251 DC + accessories	816116	400 3ph	10 - 250	230 @ 20 %	115	101	12	6	7,5	3,3	10	85	0,8	1,6 - 5	IP23	43 x 17,5 x 34	16,4
B SUPERIOR TIG 311 DC + accessories	816123	230 / 400 3ph	10 - 300 (400V)	300 @ 30%	205	64	14,4	10,8	9,2	6,5	10	89	-	1,6 - 5	IP23	47 x 19 x 35,5	18
			10 - 250 (230V)	200 @ 42 %	185	61	19	16,5	7,2	5,7	16						

TIG WELDING



inverter

PULSE

EASY PULSE

THIN SPOT

MIX AC DC

MMA PULSE

VRD
VOLTAGE REDUCTION DEVICE



C | SUPERTIG 302 AC/DC

D | SUPERTIG 302 AC/DC (AQUA)

E | SUPERTIG 302 AC/DC AQUA + TROLLEY

OPTIONAL

→ CONSUMABLES: TIG Pag. 99

CONSUMABLES BOX ST26 804138	TIG WELDING KIT 802788	TIG TORCH ST26 C 4m 743121 C 8m 743123	TIG TORCHES PRO-P ST26 C 4m 743025 C 8m 743027	TIG TORCHES PRO-C ST26 C 4m 743029 C 8m 743031	WATER COOLING SYSTEM GRA 4000 D E 802640	ELECTRODE HOLDER 25 mm ² 4m AX50 804123	TROLLEYS ARCTIC 803059	TROLLEYS AMERICA 803084	TROLLEYS COSMOPOLITAN 803079
QUICK GAS CONNECTOR 804208	AQUA TIG WELDING KIT 802789	AQUA ST18A D E 4m 743122	AQUA ST18A D E 4m 743026 D E 8m 743028	AQUA ST18A D E 4m 743030 D E 8m 743032	COOLANT FOR COOLING SYSTEMS D E 802976	CONTROLS RC-20 10 M CONTROL 802336 FPC-200 804456			
MMA MIG/MAG TIG MASK VANTAGE RED XL 802936									

TECHNICAL DATA

	CODE	V _{3PH}	A _{MIN} A _{MAX} DC	A _{MAX} 40°C DC EN 60974-1 A	A _{60%} 40°C DC EN 60974-1 A	V ₀ DC	A _{MAX}	A _{60%}	P _{MAX}	P _{60%}	η	Ø _{MIN} Ø _{MAX} DC	IP	LxWxH	kg
		V (50-60Hz)	A	A	A	V	A	A	kW	kW	%	mm		cm	kg
C SUPERTIG 302 AC/DC	816245													53 x 24 x 45	25
D SUPERTIG 302 AC/DC AQUA + accessories	816247	400 3ph	5 - 270	250 @ 30 %	170	62	16	10,9	7,8	5,3	86	1,6 - 5	IP23	58,5 x 24 x 64	37
E SUPERTIG 302 AC/DC AQUA + accessories & trolley	816246													93,5 x 50 x 119,5	61

GENERATOR ONLY 816209 - SUPERIOR TIG 302 AC/DC 53 x 24 x 45 cm 20 kg

(*) AQUA = Water cooled **39**

MMA WELDING

MIG-MAG WELDING

TIG WELDING

PLASMA CUTTING

SPOT WELDING


CHARGING & STARTING

INDEX

TIG WELDING



A | CLEANTECH 100



B | CLEANTECH 200



MORE INFO

MARKING with MARKING KIT (804028)



TECHNICAL DATA

	CODE	V _{1PH} V (50-60Hz)		 cm	 kg
A CLEANTECH 100	850000	230 1ph	2	34,5x 21,5x28	14,4
B CLEANTECH 200	850020	230 1ph	-	43x17,5x34	15,5

OPTIONAL

LIQUIDS (II) B 1. CLEAN IT 804031 B 2. BRUSH IT 804030 B 3. MARK IT 804029		LIQUIDS (5I) B 1. CLEAN IT 804296 B 2. BRUSH IT 804297		LIQUITECH STRONG B 804608 (5I)		BRUSHES 5 pcs B 981863
MARKING KIT B 804028		NEUTRALIZING LIQUID (II) NEUTRALIZE IT 804139		LIQUITECH 3I A 322905		MARKING STRIPS KIT 0,5 m B 981865 CLEANING STRIPS KIT 10 pcs B 981866
						FIBERGLASS STRIPS 10pcs A 980320

TIG OPTIONAL ...FOR A WIDER CHOICE

TECHNICAL
INFORMATION



TUNGSTEN ELECTRODE GRINDER

SMERIGILATRICE PER ELETTRUDI IN TUNGSTENO • MEULEUSE POUR ÉLECTRODES EN TUNGSTÈNE • AFILADORA PARA ELECTRODOS DE TUNGSTENO • SCHLEIFGERÄT FÜR WOLFRAMELEKTRODEN • ESMERILHADORA PARA ELETRODOS DE TUNGSTÉNIO

TIG BLADE

NEW

804974



Ømm 1,0 • 1,6 • 2,0 • 2,4 • 3,2

10° • 15° • 20° • 22,5° • 25°



DUST PROTECTION

INCLUDED



6 SPEED RPM

5.000-30.000



MAXIMUM VERSATILITY: (25 COMBINATIONS).

MASSIMA VERSATILITÀ • MAXIMALE POLYVALENCE • MÁXIMA VERSATILIDAD • HÖCHSTE VIELSEITIGKEIT • MÁXIMA VERSATILIDADE

OPTIONAL

DISCS + SPINDLES KIT
804876



PRECISE AND SAFE GRINDING:

transparent chamber with dust collection.

AFFILATURA PRECISA E SICURA: camera trasparente con raccolta polveri. • AFFÛTAGE PRÉCIS ET SÛR : chambre transparente avec collecte des poussières. • AFILADO PRECISO Y SEGURO: cámara transparente con recogida de polvo. • PRÄZISES UND SICHERES SCHLEIFEN: transparente Kammer mit Staubsammlung. • AFIAÇÃO PRECISA E SEGURA: câmara transparente com recolha de pó.

DIGITAL SPEED CONTROL

CONTROLLO DIGITALE DELLA VELOCITÀ • RÉGULATEUR DE VITESSE NUMÉRIQUE • CONTROL DIGITAL DE VELOCIDAD • DIGITALE GESCHWINDIGKEITSREGELUNG • CONTROLE DIGITAL DE VELOCIDADE

TURNTABLE WELDING POSITIONER

POSIZIONATORE DI SALDATURA A TAVOLA ROTANTE • POSITIONNEUR DE SOUDAGE À TABLE ROTATIVE • POSICIONADOR DE SOLDADURA DE MESA GIRATORIA • DREHTISCH-SCHWEISSPOSITIONIERER • POSICIONADOR DE SOLDADURA DE MESA ROTATIVA

TR 30 M

805013



adjustable speed set on display

velocità regolabile impostata a display • vitesse réglable réglée sur l'écran • velocidad ajustable en la pantalla • einstellbare Geschwindigkeit am Display eingestellt • velocidade ajustável definida no ecrã

foot switch

interruttore a pedale • interrupteur a pied • interruptor de pedal • Fusschalter • interruptor de pedal



Tiltable worktable from 0° to 90°

piano di lavoro inclinabile da 0° a 90° • table de travail inclinable de 0° à 90° • mesa de trabajo inclinable de 0° a 90° • Arbeitstisch neigbar von 0° bis 90° • mesa de trabalho inclinável de 0° a 90°




spindle with three jaws

mandrino con tre ganasce • mandrin à trois mors • mandril con tres mordazas • Spannfutter mit drei Backen • mandril con três mandíbulas

OPTIONAL

TORCH HOLDER BRIDE
805014



TR 30 M
NOT INCLUDED

CODE	V _{1PH}	kg	kg	RPM	Ø	°	Ø	LxWxH	kg
	V (50-60Hz)			giri/min	mm		mm	cm	
805013	230 - 1ph	10	30	0,01-6,00	300	0-90°	200	38 x 47 x 53	34

MMA WELDING

MIG-MAG WELDING

TIG WELDING

PLASMA CUTTING

SPOT WELDING

CHARGING & STARTING

INDEX

	WELDING CURRENT (A)					DUTY CYCLE EN60974-1	Max cutting thickness (mm)	Compressed air capacity (l/m)	Compressed air pressure (bar)	Compressor	FEATURES			DISPLAY	WEIGHT (kg)
	25	50	75	100	125						AUTOMATIC CNC	GRID	GOUGING		
1ph	INFINITY PLASMA 40					40@20%	15	100	4 - 5						6,5
	TECHNOLOGY PLASMA 41 XT														
	TECHNOLOGY PLASMA 54 XT KOMPRESSOR														
	TECHNOLOGY PLASMA 60 XT														
3ph	SUPERIOR PLASMA 70					70@30%	30	200	4 - 5		■	■	■	■	15,8
						50@35%	20								
	SUPERIOR PLASMA 100					100@30%	40	240	4 - 5						
						70@30%	30								

■ CURRENT @ 60% - EN 60974-1



PLASMA CUTTING



XT
inverter



[WWW](#) MORE INFO



GOUGING

BUILT-IN COMPRESSOR

A | TECHNOLOGY PLASMA 41 XT

B | TECHNOLOGY PLASMA 60 XT

C | TECHNOLOGY PLASMA 54 XT KOMPRESSOR

inverter

MANUAL & AUTOMATIC CUTTING

GOUGING



[WWW](#) MORE INFO



D | SUPERIOR PLASMA 70

E | SUPERIOR PLASMA 100

OPTIONAL

→ CONSUMABLES: PLASMA Pag. 100

PV TORCH CONSUMABLES BOX A 804415 B 804417 C 804416 D E 804108	TORCH FOR AUTOMATIC SYSTEMS 12m PX A D E 802955	STARTER KIT PX A PV 105 85A E 804352 105A E 804353	PX A TORCH - ACCURCUT CONSUMABLES 45A nozzles 5 pcs D E 804315 45A shields 2 pcs D E 804316	MMS-10 MOISTURE & MIXTURE STOP FILTER A B D E 804340 MMS-10 AIR FILTER CARTRIDGES(4pcs) A B D E 804343	TROLLEYS AMERICA D 803084 EUROPA E 803073
---	--	--	--	---	--

TECHNICAL DATA

	CODE	V _{1PH} V (50-60Hz)	A _{MIN} A _{MAX} A	A _{MAX} 40°C EN 60974-1 A	V ₀ V	A _{MAX} A	P _{MAX} kW	A	η	φ	MAX mm	l/min	bar	IP	LxWxH cm	kg
A TECHNOLOGY PLASMA 41 XT	816146	230 1ph	10 - 40	35 @ 30 %	313	25	4	16	85	0,7	15	100	4 - 5	IP23	47,5 x 18,2 x 29,2	9
B TECHNOLOGY PLASMA 60 XT	816148	230 1ph	10 - 60	50A @ 30 %	313	34	5,5	20	90	0,7	20	100	4 - 5	IP23	50,6 x 18,2 x 29,2	10,3
C TECHNOLOGY PLASMA 54 XT KOMPRESSOR	816147	230 1ph	10 - 40	35 @ 30 %	313	27,5	4,5	16	82	0,7	12			IP23	47 x 26 x 37,8	17,8
D SUPERIOR PLASMA 70	816170	230 / 400 3ph	20 - 70 (400V)	70 @ 30 %	325	13	8,5	-	90	-	30	200	4 - 5	IP23	47 x 19 x 35,5	15,8
			20 - 50 (230V)	50 @ 35 %	310	16	5,5	20								
E SUPERIOR PLASMA 100	816173	230 / 400 3ph	30 - 100 (400V)	100 @ 30 %	315	20,8	13,5	-	87	-	40	240	4 - 5	IP23	53 x 24 x 45	28
			30 - 70 (230V)	70 @ 30 %	357	23,7	8,6	30								

MMA WELDING
MIG-MAG WELDING
TIG WELDING
PLASMA CUTTING
SPOT WELDING
CHARGING & STARTING
INDEX

SPECIAL CONSUMABLES



FOR PV & PV105 TORCHES

HORIZONTAL CUT

EN/ 45° tilted arc for horizontal cutting

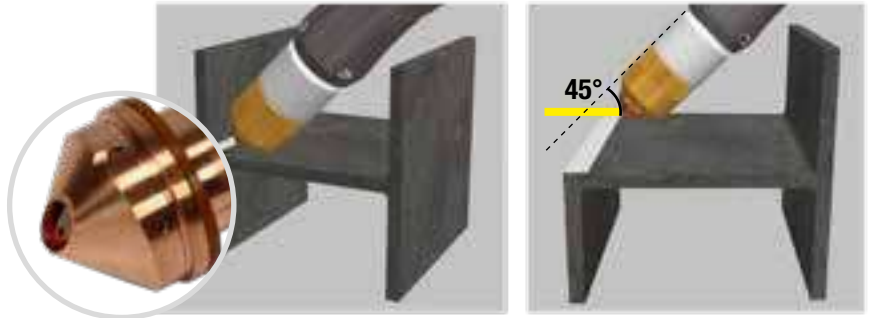
IT/ Arco inclinato a 45° per taglio orizzontale

FR/ Arc incliné à 45° pour découpe horizontale

ES/ Arco inclinado a 45° para corte horizontal

DE/ Geneigter 45°-Winkel zum horizontalen Schneiden

PT/ Arco inclinado a 45° para corte horizontal



HORIZONTAL CUT CONSUMABLES

Retention ring HORIZONTAL CUT

Anello ritenzione
Anneau de rétention
Anillo de retención
Retentionsring
Anel de retenção

Nozzles

Ugelli
Buses
Injectores
Düsen
Bicos

Retention cap HORIZONTAL CUT

Cappuccio ritenzione
Cap de rétention
Tapa de retención
Retentionskappe
Tampa de retenção

Electrodes

Elettrodi
Electrodes
Electrodes
Elektroden
Eléttodos

Diffusers

Diffusori
Diffuseurs
Difusores
Diffusoren
Difusores



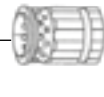
40A-70A 5 pcs
804379



x PV - PV 105
804383



40A-70A 5 pcs
804378



40A-70A 2 pcs
804382

x PV - PV 105
804384

80A-105A 5 pcs
804386

80A-105A 5 pcs
804385

80A-105A 2 pcs
804387

HC CONSUMABLES BOX

CONSUMABLES BOX HORIZONTAL CUT 70

x PV - PV 105

804376

- 1 Retention ring HORIZONTAL CUT
- 2 Nozzles 40A-70A
- 1 Retention cap HORIZONTAL CUT
- 2 Electrodes 40A-70A
- 1 Diffuser 40A-70A



CONSUMABLES BOX HORIZONTAL CUT 105

x PV 105

804377

- 1 Retention ring HORIZONTAL CUT
- 2 Nozzles 80A-105A
- 1 Retention cap HORIZONTAL CUT
- 2 Electrodes 80A-105A
- 1 Diffuser 80A-105A



XLONG

EN/ For cutting in areas that are not easily accessible

IT/ Per il taglio in aree difficilmente accessibili

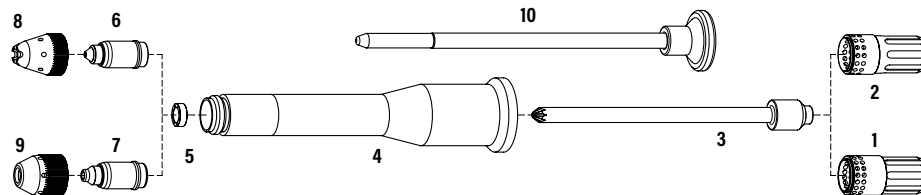
FR/ Pour la coupe dans des zones difficiles d'accès

ES/ Para cortar en zonas de difícil acceso

DE/ Zum Schneiden in schwer zugänglichen Bereichen

PT/ Para corte em zonas de difícil acesso

XLONG CONSUMABLES



1-2 Diffusers
Diffusori
Diffuseurs
Difusores
Diffusoren
Difusores
20A-70A 2 pcs
804044
85A-105A 2 pcs
804344

3 Electrodes XLONG
Elettrodi
Electrodes
Electrodes
Elektroden
Eléttodos
3 pcs
804355

4 Safety cap XLONG
Puntale
Embout
Puntale
Schutzkappe
Tampa de segurança
804356

5 XLONG Rings
Anelli
Bagues
Anillos
Ringe
Anéis
3 pcs
804357

6 Nozzles XLONG
Ugelli
Buses
Injectores
Düsen
Bicos
45A 5 pcs
804358
70A 5 pcs
804359
100A 5 pcs
804371

7 Gouging nozzles XLONG
Ugelli scriccatura
Buses decricage
Injectores torchado
Fugenhobelndüsen
Bicos de chanfre
70A 5 pcs
804373
100A 5 pcs
804374

8 Shields XLONG
Schermi
Boucliers
Boucliers
Protecciones
Schutz
Escudos
20A-100A 2 pcs
804372

9 Gouging shields XLONG
Schermi scriccatura
Boucliers decricage
Protecciones torchado
Fugenhobelnschutz
Ecrãs goivagem
50A-100A 3 pcs
804375

10 Nozzles extractor XLONG
Estrattore ugelli
Extracteur becs
Extractor toberas
Düsen extraktor
Extractor de bicos
804361

CONSUMABLES BOX

PV XLONG CONSUMABLES BOX

804354

- 1 Diffuser PV
- 1 Diffuser PV 105
- 2 Electrodes
- 1 Safety cap
- 2 Rings
- 5 Nozzles 45A
- 3 Nozzles 70A



- 3 Nozzles 100A
- 2 Gouging nozzles 70A
- 2 Shields 30A-100A
- 1 Gouging shield 50A-100A
- 1 Nozzles extractor





A | INDUCTOR 3000

TECHNICAL DATA

CE EAC	CODE	V _{1PH}	P _{MAX}	F	P	IP	LxWxH	kg
		V (50-60Hz)	kW	kHz	kW		cm	kg
A INDUCTOR 3000	835013	200 - 240 1ph	1,3	35 - 100	1,2	IP21	28 x 12,5 x 17	3,6

OPTIONAL

HORIZONTAL

- 10H M8/M10 2pcs 801416
- 14H M12/M14 2pcs 801417
- 18H M16/M18 2pcs 801605

VERTICAL

- 10V M8/M10 2pcs 801413
- 14V M12/M14 2pcs 801414
- 18V M16/M18 2pcs 801604

KIT WIRES FOR TWISTER
2pcs 801419



B | INDUCTOR 6000 AQUA



STANDARD

INDUCTOR D20/F1
801423



OPTIONAL

INDUCTOR C180
801424



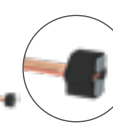
INDUCTOR ADAPTER 28C
801425



INDUCTOR D90/F1
801426



INDUCTOR D180/F2
801427



COOLANT FOR COOLING SYSTEMS
802976



TROLLEY COSMOPOLITAN
803079



TECHNICAL DATA

CE EAC	CODE	V _{1PH}	P _{MAX}	I	F	P	IP	I	LxWxH	kg
		V (50-60Hz)	kW	A	kHz	kW		l	cm	kg
B INDUCTOR 6000 AQUA	835014	200 - 240 1ph	3,8	16	35 - 100	3,3	IP23	2	78 x 26 x 37,8	13,10



QUICK OPERATIONS



SMART POWER

SMART PROTECTION

SMART ACTIVATION

A | SMART INDUCTOR 5000

OPTIONAL

TROLLEY AMERICA 803084 	SUCTION CUP 801406 	REMOTE CONTROL mod. Twister 981147 	FIBERGLASS BANDS KIT 10pcs 25x50mm mod. 801420, 801401 981161 10pcs 50x150mm mod. 801400, 801403 981160	KIT TEFLON WEDGES 10 pcs 804068 	MAGNETIC TAP DOWN 804070 190mm 	2pcs 804071 140mm 100mm 	BODYFIX PDR LED LAMP KIT 804860 NEW
--------------------------------------	----------------------------------	---	--	--	---	--	---

VERSION: CLASSIC


TECHNICAL DATA

CE EAC	CODE	V _{1PH} V (50-60Hz)	P _{MAX} kW	F ₀ kHz	P ₀ kW	IP	LxWxH cm	kg	COMPLETE WITH									
									HEAT TWISTER	SUPER REMOVER	PAD INDUCTOR	LEVERS (3pcs)	REMOTE CONTROL	GLASS GENIUS	WONDER PEN II	METAL RELEASER		
A SMART INDUCTOR 5000 TWISTER	835012						39 x 26 x 23	7,3	■									
A SMART INDUCTOR 5000 CLASSIC	865011	200 - 240 1ph	2,4	35 - 100	2,3	IP21		10,4	■	■	■	■	■	■				
A SMART INDUCTOR 5000 DELUXE	865012							13,6	■	■	■	■	■	■	■	■		■

REMOVES BOLTS

FREES ANY STUCK OR RUSTED PART QUICKLY/ RIMUOVE VELOCEMENTE I PEZZI BLOCCATI O ARRUGGINITI.

HEAT TWISTER
801412



METAL RELEASER
801401

EN/ Bolts - Nuts - Screws - Bearings - Hooks - Tie-rods - Hinges - Gears

IT/ Bulloni - Dadi - Viti - Cuscinetti - Ganci - Tiranti - Cardini - Ingranaggi

REMOVES PROTECTIONS

REMOVES PROTECTIONS AND EXTERIOR TRIMS IN A FEW SECONDS/ RIMUOVE IN POCCHI SECONDI PROTEZIONI E RIVESTIMENTI ESTERNI.



SUPER REMOVER
801400

EN/ Anti-Gravel protections - Protective films - Exteriors trims

IT/ Rivestimenti anti-ghiaia - Pellicole protettive - Rivestimenti esterni

REMOVES HAIL DENTS

FACILITATES THE REPAIR OF HAIL DENTS, WITHOUT REMOVING THE PAINT/ RIPARA AMMACCATURE DA GRANDINE SENZA SVERNICIARE.

WONDER PEN II
801420



BODYFIX PDR LED LAMP KIT
804860


NEW



WATCH THE VIDEO

REMOVES GLUED PART

DETACHES ANY ADHESIVE AND GLUED PART EASILY/ STACCA VELOCEMENTE PARTI INCOLLATE E OGNI TIPO DI ADESIVO



PAD INDUCTOR
801402

EN/ Adhesives - Graphics, Logos - Labels - Data Tables - Mouldings - Side plastics

IT/ Adesivi - Grafica, loghi - Etichette - Targhe Dati - Modanature - Plastiche laterali

REMOVES GLASS

REMOVES GLASS WITHOUT PREPARATION TIME AND WORK/ RIMUOVE VETRI SENZA LAVORI E TEMPI DI PREPARAZIONE



SUPER REMOVER
801400
GLASS GENIUS
804103



EN/ Windshields - Rear windows - Side windows

IT/ Parabrezza - Vetri posteriori - Finestrini laterali

...AND MUCH MORE...

FIT TO OPERATE IN MANY OTHER REMOVAL OPERATIONS/INTERVIENE EFFICACEMENTE IN MOLTE ALTRE SITUAZIONI DI RIMOZIONE



EN/ Glass roofs - Interior trims - Sealants - Vinyl roofs - Fluid threadlocker

IT/ Cieli delle vetture - Rivestimenti interni - Sigillanti - Tetti in vinile - Liquido frenafiletti

SPOT WELDING PROCESS

EN/ 1.Electrode 2.Electric current 3.Kernel 4.Weldable material

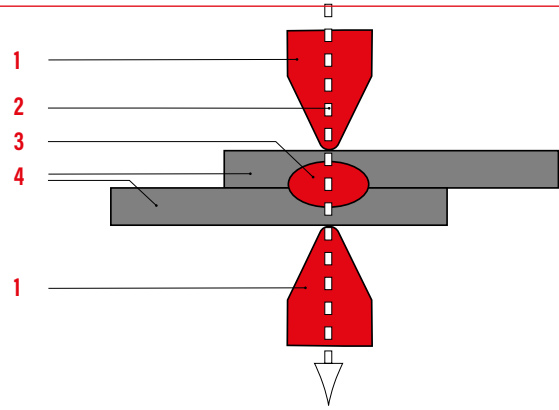
IT/ 1.Elettrodo 2.Corrente elettrica 3.Nocciolo 4.Materiale da saldare

FR/ 1.Électrode 2.Courant électrique 3.Noyau 4.Matériel à souder

ES/ 1.Electrodo 2.Corriente eléctrica 3.Núcleo 4.Material a soldar

DE/ 1.Elektrode 2.Elektrische Strom 3.Kern 4.Schweißwerkstoff

PT/ 1.Elétrodo 2.Corrente eléctrica 3.Núcleo 4.Material soldável



PULSE WELDING

EN/ It is used to weld metal sheets with traces of paint; oxidized or galvanized sheets or with a high yield point. In particular, pulsed welding with medium frequency direct current (MFDC inverter) makes it possible to achieve an even more precise, quicker dynamic and control of the spot weld, which are fundamental requirements when working on new materials.

IT/ Viene utilizzata per saldare lamiere con tracce di vernice, ossidate, zincate od ad alto rischio di snervamento. In particolare, il pulsato in corrente continua a media frequenza (MFDC inverter) consente una dinamica ed un controllo della puntatura ancora più precisi e rapidi, fondamentale per i nuovi materiali.

FR/ S'utilise pour les interventions sur des tôles portant des traces de peinture, oxydées, zinguées ou à haute limite d'élasticité. Le mode pulsé à courant continu et fréquence moyenne (MFDC inverter) augmente la précision et la rapidité dynamique et du contrôle du pointage, qualité essentielle pour le traitement des nouveaux types de matériaux.

ES/ Se utiliza para soldar chapas con restos de pintura, oxidadas, galvanizadas o con alto límite de deformación. En especial, el pulsado en corriente continua de media frecuencia (MFDC inverter) permite una dinámica y un control de la soldadura por puntos aún más precisos y rápidos, fundamentales para intervenciones en los nuevos materiales.

DE/ Wird für die Bearbeitungen von Blechen mit Lackspuren, von oxidierten, verzinkten oder solchen Blechen mit hoher Streckgrenze benutzt. Das pulsierte Gleichstromverfahren mit mittlerer Frequenz (MFDC inverter) ermöglicht eine noch genauere und reaktionsschnellere Dynamik und Steuerung beim Punkten, was für Arbeiten an neuen Werkstoffen von grundlegender Bedeutung ist.

PT/ É utilizada para soldar peças metálicas com vestígios de tinta; também para peças oxidadas ou galvanizadas, ou com um elevado coeficiente de deformação. Em particular, a soldadura pulsada com corrente contínua de média frequência (inverter MFDC) possibilita um trabalho ainda mais preciso, rápido, dinâmico e com melhor controlo da soldadura, que são requisitos fundamentais ao trabalhar em novos materiais.

HIGH STRENGTH STEELS

EN/ Classified into various types (HSS, UHSS, AHSS-e.g boron steel), they are considerably lighter in weight than conventional steel and have improved mechanical properties as regards static and dynamic strength, mouldability and energy absorption. Their use for both structural and non- structural vehicle parts has significantly increased. Welding, spot-welding and cutting operations therefore require equipment that perfectly respects the properties of these materials and ensures a high quality finish for every job.

IT/ Rappresentati in varie tipologie (HSS, UHSS, AHSS-es.acciaio al boro), hanno un peso sensibilmente inferiore all'acciaio convenzionale e caratteristiche meccaniche migliorative circa la resistenza statica e dinamica, la formabilità, l'assorbimento di energia. Significativa è la crescita del loro utilizzo in parti strutturali e non dei veicoli. Le operazioni di saldatura, puntatura e taglio richiedono quindi attrezzature perfettamente aderenti alle caratteristiche di questi materiali, assicurando in ogni intervento una alta qualità di esecuzione.

FR/ En différents types (HLE, THLE, UHLE-ex. aciers au bore), ils offrent un poids sensiblement inférieur à l'acier classique et des caractéristiques mécaniques supérieures en termes de résistance statique, dynamique, formabilité et absorption d'énergie. Leur utilisation s'accroît de façon significative pour les parties structurelles, et non pour celles du véhicule. Les opérations de soudage, pointage et coupe exigent donc des outils correspondant parfaitement aux caractéristiques de ces matériaux et assurant une haute qualité d'exécution pour tous les types d'interventions.

ES/ Representados en varios tipos (HTS, UHTS, AHTS - Ej. acero al boro), tienen un peso sensiblemente inferior al acero convencional y características mecánicas mejores respecto a la resistencia estática y dinámica, la formabilidad, la absorción de energía. Es significativo el crecimiento de su utilización en partes estructurales y no estructurales de los vehículos. Las operaciones de soldadura, soldadura por puntos, y corte requieren, por lo tanto, equipamientos perfectamente adherentes a las características de estos materiales, asegurando en cualquier intervención una alta calidad de ejecución.

DE/ In zahlreichen Sorten vertreten (HSS, UHSS, AHSS- z. B. Borstahl), weisen sie ein erheblich geringeres Gewicht auf als herkömmlicher Stahl. Was die mechanischen Eigenschaften, die statische und dynamische Festigkeit, die Verformbarkeit und die Energieabsorption angeht, schneiden sie besser ab. Bezeichnend ist in diesem Zusammenhang ihre wachsende Bedeutung für tragende und nicht tragende Fahrzeugteile. Zum Schweißen, Punkten und Schneiden sind deshalb Ausrüstungen erforderlich, die genau auf die Eigenschaften dieser Werkstoffe zugeschnitten sind und stets eine hohe Endqualität sicherstellen.

PT/ Dividindo-se em várias classificações (HSS, UHSS, AHSS - ex. aço boro), são consideravelmente mais leves do que o aço convencional e possuem propriedades mecânicas no que se refere à força estática e dinâmica, moldabilidade e absorção de energia. A sua utilização em componentes automóveis estruturais e não estruturais aumentou significativamente. Soldadura, soldadura por pontos e operações de corte requerem portanto equipamentos que respeitem em absoluto as propriedades destes materiais e assegurem uma elevada qualidade de acabamento em todos os trabalhos.

SPOT WELDING



A | ALUSPOTTER 6100



B | PULLER 5000 **NEW**



C | DIGITAL PULLER 5500

0.6 mm Set the thickness and start working!

AVAILABLE PROGRAMS FOR



D | DIGITAL CAR SPOTTER 5500

0.8 mm Set the thickness and start working!

AVAILABLE PROGRAMS FOR

OPTIONAL

ALUSPOTTER BOX
A | 143651



DENT PULLING ACCESSORIES



Pag. 53

DIGITAL PULLER ACCESSORY KIT
C | 804900



RINGVOLVER
C | 804023



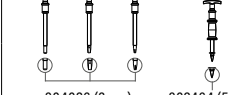
CONSUMABLES
50 pcs
802943

RINGVOLVER ADAPTER
804771

QUICK HAMMERS KIT
C | 804024



CONSUMABLES



804026 (3pcs)

802464 (5pcs)


QUICK CONNECTION CABLE
C | 804703



MAGNETIC MASS WITH WELDING ELECTRODE
C | D | 804726



MANUAL "X" GUN
D | 801043



TROLLEY AMERICA
803084



STEEL STARTER STATION
C | D | 804902



TECHNICAL DATA

	CODE	V _{PH} V (50-60Hz)	A _{MAX} A	V ₀ V	P _{MAX} kW	P _{50%} kW	I _{MAX} A	C µF	E _s J max	T _s ms	# studs/min	Ø mm	φ mm	A _{OUT} A	DUTY CYCLE %	IP	LxWxH cm	kg	
																			115 / 230 1ph
A ALUSPOTTER 6100	823049	115 / 230 1ph	-	12	0,9	-	-	66000	1500	1 - 3	20	3 - 8	0,8	-	-	IP23	43 x 17 x 29	15,5	
B PULLER 5000	828133	230 1ph	2800	5,6	7	1,2	16	-	-	-	-	-	0,8	2000	-	1,5	IP22	39 x 26 x 22,5	18
C DIGITAL PULLER 5500 (400V)	828128	400 2ph	3800	5,6	10,5	1,8	10	-	-	-	-	-	0,8	2500	-	1,5	IP22	39 x 26 x 22,5	21
C DIGITAL PULLER 5500 (230V)	828127	230 1ph	-	-	-	-	16	-	-	-	-	-	-	-	-	-	-	-	-
D DIGITAL CAR SPOTTER 5500 (400V)	823232	400 2 ph	4200	6	11	2	16	-	-	-	-	-	0,7	3000	1,5+1,5	3	IP22	39x26x22,5	26
D DIGITAL CAR SPOTTER 5500 AUTOMATIC (400V)	823234	-	-	-	-	-	-	-	-	-	-	-	-	-	-	-	-	-	-
D DIGITAL CAR SPOTTER 5500 (230V)	823219	230 1 ph	4200	6	11	2	-	-	-	-	-	-	0,7	3000	1,5+1,5	3	IP22	39x26x22,5	26
D DIGITAL CAR SPOTTER 5500 AUTOMATIC (230V)	823233	-	-	-	-	-	-	-	-	-	-	-	-	-	-	-	-	-	-

COMPLETE SOLUTIONS FOR STEEL AND ALUMINIUM



STEEL

STEEL STARTER STATION



ALUMINIUM

ALU STARTER STATION

	TROLLEY AMERICA 803084	KIT MULTILEVER 802442	PULLING LEVER KIT 804022	COMPACT PULLER 802599	DENT PULLING BOX 802690
<u>STEEL STARTER STATION</u> 804902	■	■	■	■	■
<u>ALU STARTER STATION</u> 802853	■			■	

AMERICA TROLLEY

803084



OPTIONAL GENERATORS

DIGITAL PULLER 5500 DIGITAL CAR SPOTTER 5500



STEEL

MMA WELDING

MIG-MAG WELDING

TIG WELDING

PLASMA CUTTING

INDUCTION

SPOT WELDING

CHARGING & STARTING

INDEX

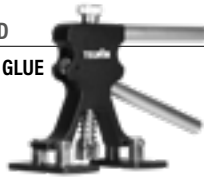
GLUE REPAIR BASIC

804650



INCLUDED

COMPACT GLUE PULLER
804560



GG100 GLUE GUN



PDR G-SU.RE HOT GLUE REMOVER SPRAY
804561



MULTISHAPE HEAD GLUE TABS PURPLE
24PCS
804557



BODY REPAIR HAMMER
804575



GLUE SCRAPER
321031



GLUE STICKS
(10 pcs) 804620



BODYFIX PDR LED LAMP KIT

- KIT BODYFIX LAMPADA LED PDR
- KIT BODYFIX LAMPE A DEL PDR
- KIT BODYFIX LAMPARA LED PDR
- BODYFIX PDR LED LAMPE KIT
- KIT BODYFIX LÁMPADA LED PDR

NEW

804860



ARTICULATED AND ADJUSTABLE BODY

18V 2.0AH LITHIUM BATTERY

SUCTION CUP MOUNTING SYSTEM

EN/ It helps to identify the dents on the bodywork. **IT/** Aiuta ad individuare le ammaccature sulla carrozzeria. **FR/** Il permet d'identifier les bosses sur la carrosserie. **ES/** Ayuda a identificar las abolladuras en la carrocería. **DE/** Es hilft, die Beulen an der Karosserie zu identifizieren. **PT/** Ajuda a identificar as mossas na carroçaria.

3 LED LIGHTS COULORS



STANDARD

MULTIPLUG POWER SUPPLY
168068



BATTERY GG150
993020

18V 2.0Ah



CORTINA FROST FREEZING SPRAY

- SPRAY CONGELANTE
- SPRAY REFROIDISSEUR
- SPRAY CONGELANTE
- KÄLTESPRAY
- SPRAY CONGELANTE

804702

COOLS DOWN TO -55°C



HEAT GUN

- PISTOLA TERMICA • PISTOLET THERMIQUE • PISTOLA TÉRMICA
- HEISSLUFT PISTOLE • PISTOLA DE CALOR

804774



350°C ÷ 600°C

230V~50Hz
1ph

PDR G-SU.RE HOT GLUE REMOVER SPRAY

- SPRAY RIMUOVI COLLA A CALDO
- SPRAY D'ELIMINATION DE COLLE
- SPRAY PARA ELIMINAR COLA
- SCHMELZKLEBSTOFFENTFERNERSPRAY
- SPRAY RIMUOVI COLLA A CALDO

804561

- PROFESSIONAL USE
- QUICK & EFFECTIVE
- IDEAL FOR P.D.R.



GLUE SCRAPER

- SPATOLA RIMUOVI COLLA • SPATULE POUR COLLE
- ESPATULA PARA PEGAMENTO • SPACHTEL FÜR KLEBSTOFF
- ESPÁTULA DE REMOÇÃO DE COLA

321031



BODY REPAIR HAMMER

- MARTELO PER CARROZZERIA
- MARTEAU DE RÉPARATION DE CARROSSERIE
- MARTILLO DE REPARACIÓN DE CARROSERÍA
- KAROSSERIE-REPARATURHAMMER
- MARTELO PARA CARROÇARIAS

804575



KIT 10 TEFLON WEDGES

- KIT 10 CUNEI IN TEFLON
- KIT 10 CALES EN TEFLON
- KIT 10 DE CUÑAS DE TEFLÓN
- KIT 10 TEFLONKEIL
- KIT 10 CALÇOS EM TEFLON

804068



MAGNETIC TAP DOWN

- PUNTALI MAGNETICI • POINÇONS MAGNETIQUES
- PUNTAS MAGNÉTICAS • MAGNETSPITZEN
- PONTAS MAGNÉTICAS

804071
(KIT 2 PCS)



804070



KIT 7 RUBBERIZED DOLLY SET

- KIT 7 TASSELLI RIVESTITI IN GOMMA • KIT 7 TASSEUX REVETUS DE GOMME
- KIT 7 DE TACOS REVESTIDOS DE GOMA • KIT 7 GUMMI VERKLEIDETEN EINSATZSTÜCKEN • KIT 7 BUCHAS REVESTIDAS A BORRACHA

804063

THE STEEL CORE IN EACH DOLLY HAS A DENSE RUBBER COVERING THAT ABSORBS THE HARSH IMPACTS.



KIT 3 RUBBER HAMMERS

- KIT 3 MARTELLI IN GOMMA • KIT 3 MARTEAUX EN GOMME
- KIT 3 DE MARTILLOS DE GOMA • KIT 3 GUMMIHAMMER
- KIT 3 MARTELOS DE BORRACHA

804066



ALU HAMMER SET

804161

Ø 22mm

2,9 kg



Ø 40mm

4,5 kg



Ø 40mm

5,6 kg



PUNCHING TOOL

- PINZA FORALAMIERA • OUTIL DE POINÇONNAGE
- ALICATES SACABOCADOS • LOCHZANGE
- ALICATE DE FURAR CHAPA


804694



KIT 2 PLATE SHEARS RIGHT & LEFT

- KIT 2 CESCOIE TAGLIALAMIERA DESTRA E SINISTRA • KIT 2 CISEAUX A TOLE COUPE DROITE ET GAUCHE
- KIT 2 CIZALLAS PARA CHAPA CORTE DERECHA Y IZQUIERDA • KIT 2 BLECHSCHEREN RECHTER UND LINKER SCHNITT • KIT 2 TESOURAS DE CORTE DE CHAPA DIREITA E ESQUERDA

804699



ADJUSTABLE FILE HOLDER + BODYBLADE 9TPI

- PORTA LIMA REGOLABILE + LIMA 9TPI • PORTE-LIME REGLABLE + LIME 9TPI • SOPORTE LIMA REGULABLE + LIMA 9TPI • EINSTELLBARER FEILENHALTER + FEILE 9TPI • PORTA LIMA REGULÁVEL + LIMA 9TPI

804067



OPTIONAL:

FILE SPARE PART 9TPI
804801



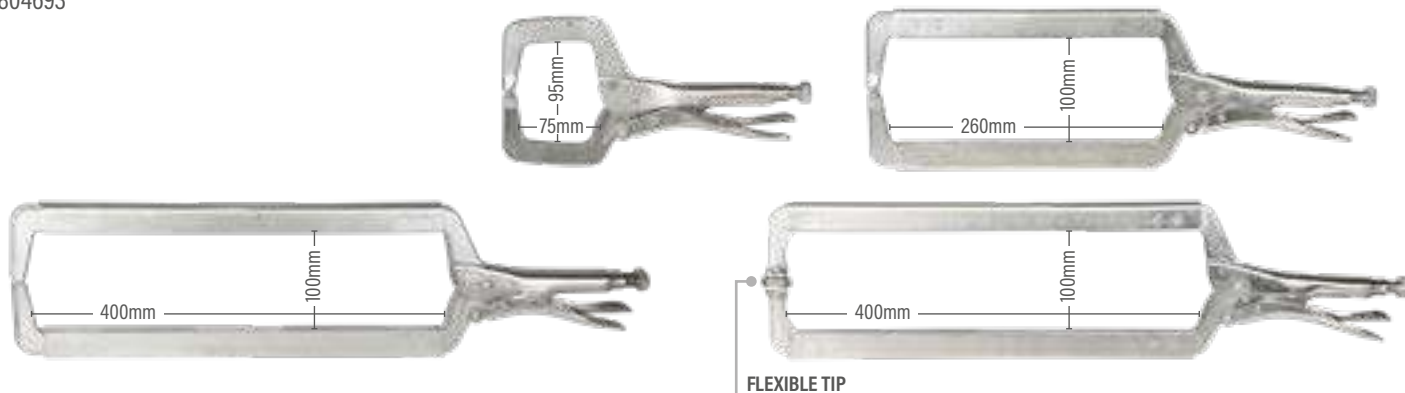
BODYSHOP ACCESSORIES



KIT 4 GRIP CLAMPS

KIT 4 MORSETTI A C - KIT 4 ALICATES TIPO C
 • KIT 4 PINCES EN C - KIT 4 PROFIL-SCHWEISS-GRIPZANGEN
 • KIT 4 GRAMOS EM C

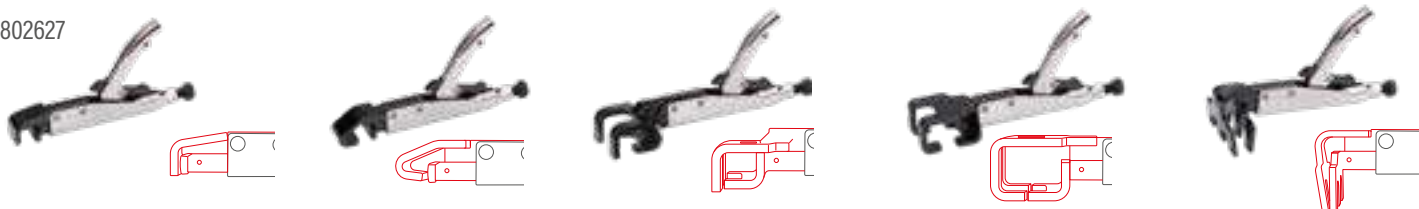
804693



AUTOMOTIVE WELDING CLAMPS

PINZE DI SALDATURA PER AUTOMOTIVE - PINCES DE SOUDAGE POUR AUTOMOTIVE - PINZAS DE SOLDADURA PARA AUTOMOTIVE - AUTOMOTIVE SCHWEISSZANGEN - ALICATES DE SOLDADURA PARA AUTOMOTIVE

802627



802586




HS20 HOT STAPLER 18V

SALDATORE PER PLASTICA CON GRAFFETTE A CALDO - SOUDEUR POUR PLASTIQUE AVEC AGRAFES A CHAUD - SOLDADOR PARA PLÁSTICO CON GRAPAS EN CALIENTE - PLASTIKSCHWEISSGERÄT MIT KLAMMERN FÜR HEISSARBEITEN - KIT REPARAÇÃO DE PLÁSTICOS A QUENTE

804259 **NEW**

INCLUDED

• 230V charger



CONSUMABLES

FLAT STAPLES KIT
 Ø 0,6mm 100pcs 804075
 Ø 0,8mm 100pcs 804076

WAVE STAPLES KIT
 Ø 0,6mm 100pcs 804077
 Ø 0,8mm 100pcs 804078

INSIDE CORNER STAPLES KIT
 Ø 0,8mm 100pcs 804079

OUTSIDE CORNER STAPLES KIT
 Ø 0,6mm 100pcs 804080

OPTIONAL

BATTERY GG150
 982730

18V 2.0Ah



BATTERY GG150
 982822

18V 4.0Ah



DENT PULLING ACCESSORIES

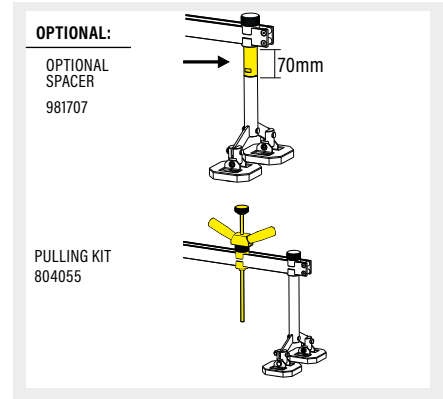
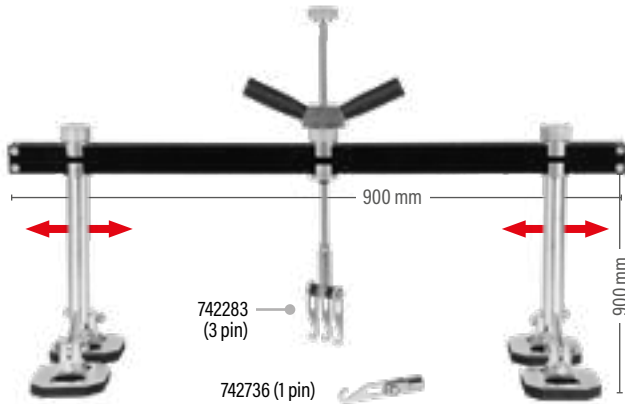


PULLING BARS

BARRE DI TRAZIONE • BARRES DE TRACTION • BARRAS DE TRACCIÓN • HERAUSZIEHEN STANGE • BARRAS DE TRACÇÃO

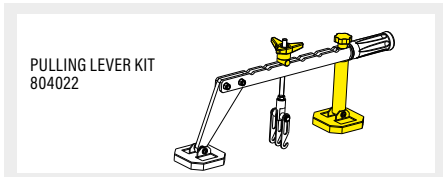

PULLING BAR

802433



KIT MULTILEVER

802442




COMPACT PULLER

802599



COMPLETE WITH HOOKS



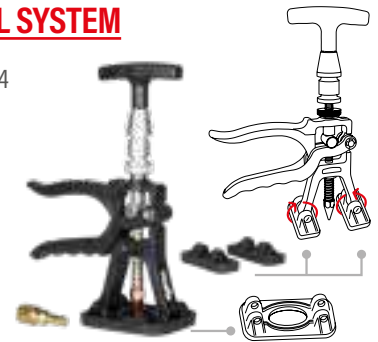
Hook
742481



Hook (2 pins)
742482

PULL SYSTEM

804574



CONSUMABLES:

TIP HEADED ELECTRODES (5 PCS)
804576

MULTIHOOKS

MULTIGANCIO • MULTICROCHET • MULTIGANCHO • AUSBEULKRALLE • GARRAS DE TRACÇÃO

802696 (10 PINS) 802691 (8 PINS) 802692 (6 PINS) 742283 (3 PINS)



MAGNETIC MASS WITH WELDING ELECTRODE

MASSA MAGNETICA CON ELETTRODO A SILDARE • MASSE MAGNETIQUE AVEC ELECTRODE SOUDAGE • MASA MAGNÉTICO SOLDADURA CON ELECTRODO • MASSEMAGNET MIT ZU SCHWEISSEN. ELECTRODE • MASSA MAGNÉTICA COM ELÉTRODO PARA SOLDAR

804726



POSITIONER FOR CORRUGATED WIRE

POSIZIONATORE PER FILO ONDULATO • POSITIONNEUR POUR FIL ONDULEE • POSICIONADOR PARA HILO ONDULATO • STELLWERK FÜR WELLLIG DRAHT • POSICIONADOR PARA FIO ONDULADO

742087



SPOT WELDING EARTH

MASSA A PUNTARE • MASSE POUR POINTAGE • MASA PARA PUNTEADO • SCHWEISSBARE MASSENBUCHSE • MASSA DE SOLDADURA POR PONTOS

802462



EXTRACTOR

MARTELLO ESTRATTORE CON IMPUGNATURA • EXTRACTEUR • EXTRACTOR • EXTRAKTOR • EXTRACTOR

722952



OPTIONAL:



MAXI EXTRACTOR

MARTELLO ESTRATTORE MAXI • EXTRACTEUR MAXI • EXTRACTOR MAXI • AUSBEULHAMMER MAXI • MAXI EXTRACTOR

802451



MMA WELDING

MIG-MAG WELDING

TIG WELDING

PLASMA CUTTING

INDUCTION

SPOT WELDING

CHARGING & STARTING

INDEX

SPOT WELDING



ONE TOUCH

PULSE GALVANISED

0.8 mm

Set the thickness and start working!



A | DIGITAL SPOTTER 7000

0.8 mm

Set the thickness and start working!



B-C | DIGITAL SPOTTER 9000 (AQUA)

DIGITAL SPOTTER 9000 AQUA

823196

+ OPTIONAL POLE & BALANCER



OPTIONAL


KIT STUDDER 802832



KIT STUDDER AUTOMATIC 802833




MANUAL "C" GUN + CABLES 801041



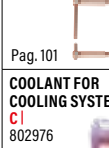
DOUBLE SPOT GUN B | C | 801052



WELDING CLAMPS FOR AUTOMOTIVE 802627



ARMS & ELECTRODES



Pag. 101

DENT PULLING ACCESSORIES



Pag. 53


MANUAL "X" GUN + CABLES 801043



POLE AND BALANCER KIT B | C | 802811



COOLANT FOR COOLING SYSTEMS C | 802976



5 l

TECHNICAL DATA

CE | EAC

	CODE	V _{2PH} V (50-60Hz)	A _{OUT} A	V ₀ V	P _{MAX} kW	P _{50%} kW	Ø	mm	DUTY CYCLE %	IP	LxWxH cm	kg
A DIGITAL SPOTTER 7000	823198	400 2ph	4500	8,6	27,3	6,7	0,7	1,5 + 1,5	3	IP22	52 x 38 x 88,5	50
B DIGITAL SPOTTER 9000	823195	400 2ph	7000	10	47	8	0,8	3 + 3	3	IP22	79 x 45 x 90	78
C DIGITAL SPOTTER 9000 AQUA	823196	400 2ph	7000	10	47	11	0,8	3 + 3	5	IP22	79 x 45 x 90	95

(*) AQUA = Water cooled - Raffreddata ad acqua - Refroidie à l'eau - Refrigerada por agua - Wassergekühlte - Refrigerada por água

BODYSHOP

Specialist range



**REPAIR
SYSTEMS**

**SMART
REPAIR**

**MIG-MAG
WELDING**

**SPOT
WELDING**

Discover them in our Automotive catalogue

Scan the QR code to view the full product range



SPOT WELDING



MECHANICAL CONTROL

PNEUMATIC CONTROL



A | PTE 18 LCD

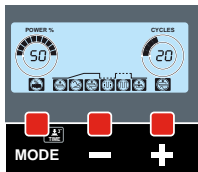
B | PTE 28 LCD



C | PCP 18 LCD

D | PCP 28 LCD

LCD DISPLAY



EASY MODE

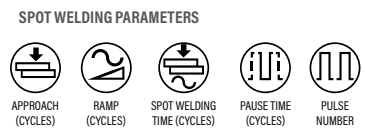


Setting of current (%) and spot welding time (cycles)

EXPERT MODE



Setting of different spot welding parameters



OPTIONAL

WATER COOLING UNIT
G.R.A. 90
A|B|C|D
802043



COOLANT FOR COOLING SYSTEMS
51
A|B|C|D
802976



KIT AQUA HOSES
A|B|C|D
802954



ARMS & ELETRODES
Pag. 101



E | MODULAR 20/TI

F | DIGITAL MODULAR 230

G | DIGITAL MODULAR 400

TECHNICAL DATA

CE EAC	CODE	V_{PH}	A_{OUT}	V_0	P_{MAX}	$P_{50\%}$	ϕ	ϕ	ϕ	ϕ	ϕ	DUTY CYCLE	IP	LxWxH cm	kg
		V (50-60Hz)	A	V	kVA	mm									
A PTE 18 LCD	824050	400 2ph	9700	2,6	22	-	0,7	3 + 3	190	330	15	IP20	79 x 32 x 128	118	
B PTE 28 LCD	824051	400 2ph	16400	4,2	60	-	0,7	5 + 5	220	330	5,5	IP20	79 x 32 x 128	147	
C PCP 18 LCD	824052	400 2ph	9700	2,6	22	-	0,7	3 + 3	190	330	15	IP20	79 x 32 x 128	118	
D PCP 28 LCD	824053	400 2ph	16400	4,2	60	-	0,7	5 + 5	220	330	5,5	IP20	79 x 32 x 128	148	
E MODULAR 20 TI	823015	230 1ph	5800	2	-	1,4	16	0,9	1 + 1	-	-	1,5	IP20	44 x 10 x 18,5	9,9
F DIGITAL MODULAR 230	823016	230 1ph	6900	2,5	-	1,4	25	0,9	2 + 2	-	-	1,5	IP20	44 x 10 x 18,5	10,5
G DIGITAL MODULAR 400	823017	400 2ph	6900	2,5	-	1,6	16	0,9	2 + 2	-	-	1,5	IP20	44 x 10 x 18,5	10,3

BATTERY CHARGER & STARTER CHOICE TABLE

TECHNICAL INFORMATION



	CHARGE 15h		MAINTENANCE		START		5 min. pre charge + START					AUTOMATIC			
	20 Ah	60 Ah	80 Ah	100 Ah	150 Ah	200 Ah	250 Ah	> 500 Ah	WET	GEL AGM MF	EFB START STOP	Li	TEST	TRONIC	PULSE TRONIC
Charge	DEFENDER 8	[Bar]							•	•	•			✓	
	DEFENDER 12	[Bar]							•	•	•			✓	
	DEFENDER 20	[Bar]							•	•	•			✓	
	T-CHARGE 12 - 12 EVO								•	•	•	• EVO	✓ EVO		✓
	T-CHARGE 20 - T-CHARGE 20 EVO - 26 EVO								•	•	•	• EVO	✓ EVO		✓
	PULSE 30 EVO, PULSE 50 EVO, DOCTOR CHARGE 55 CONNECT, 50								•	•	•	•	✓ EVO		✓
	TOURING								•	•	•			✓	
	ALPINE 15 - 21i								•	• mod. i	• mod. i	• mod. i	✓ mod. i	✓ mod. i	✓ mod. i
	ALPINE 18 - 20 - 26i								•	• mod. i	• mod. i	• mod. i	✓ mod. i	✓ mod. i	✓ mod. i
	ALPINE 30 - 50 - 51i								•	• mod. i	• mod. i	• mod. i	✓ mod. i	✓ mod. i	✓ mod. i
COMPUTER 48/2 PROF								•							
Charge & Start	DOCTOR CHARGE 130, 131								•	•	•	•	✓		✓
	DOCTOR CHARGE 155 CONNECT														
	ALASKA 150 - 210 START								•	•	•			✓	
	LEADER 150 START								•						
	LEADER 220 START								•						
	DOCTOR START 330								•	•	•	•	✓		✓
	LEADER 400 START - SPRINTER 3000 START - DYNAMIC 320 START								•						
	DOCTOR START 530 - 630								•	•	•	•	✓		✓
	SPRINTER 4000 - 6000 START - DYNAMIC 420 - 520 - 620 START								•						
	ENERGY 1000 START								•						
ENERGY 1500 START								•							
Start	12V						24V								
	20 Ah	60 Ah	80 Ah	100 Ah	150 Ah	200 Ah	80 Ah	120 Ah	150 Ah	220 Ah					
	DRIVE MINI	[Bar]													
	DRIVE 1250 - 1500 - 1750 XC	[Bar]													
	DRIVE 1800 KOMPRESSOR	[Bar]													
	DRIVE PRO 2012	[Bar]													
	STARTZILLA 4012 XT	[Bar]													
	STARTZILLA 9012 XT	[Bar]													
	DRIVE PRO 4024	[Bar]													
	PRO START 2824	[Bar]													
	STARTZILLA 9024 XT	[Bar]													
STARTZILLA 12024 XT	[Bar]														

MMA WELDING
MIG-MAG WELDING
TIG WELDING
PLASMA CUTTING
SPOT WELDING
CHARGING & STARTING
INDEX

TYPES OF BATTERIES

EN/ WET Batteries: Lead-Antimony (PbSn) or Lead-Calcium (PbCa) or Lead Calcium-Silver (PbCaAg) batteries with liquid electrolyte.

IT/ Batterie WET: Batterie al Piombo-Antimonio (PbSn) o Piombo-Calcio (PbCa) o Piombo-Calcio Argento (PbCaAg) con elettrolita liquido.

FR/ Batteries WET: Batteries au plomb-antimoine (PbSn) ou plomb-calcium (PbCa) ou plomb-calcium-argent (PbCaAg) avec électrolyte liquide.

ES/ Baterías WET: Baterías al plomo-antimonio (PbSn) o plomo-calcio (PbCa) o plomo-calcio-plata (PbCaAg) con electrólito líquido.

DE/ WET Batterien: Blei-Antimon-Batterien (PbSn) oder Blei-Kalzium-Batterien (PbCa) oder Blei-Kalzium-Silber-Batterien (PbCaAg) mit flüssigem Elektrolyt.

PT/ Baterias WET: baterias Chumbo-Antimónio (PbSn) ou Chumbo-Cálcio (PbCa) ou Chumbo Cálcio-Prata (PbCaAg) com eletrólito líquido.

Wet

EN/ GEL Batteries: Lead-Calcium batteries (PbCa) with solid gelatinous electrolyte. Given that these batteries are completely sealed. Maintenance free.

IT/ Batterie GEL: batterie al Piombo-Calcio (PbCa) ad elettrolita solido di tipo gelatinoso completamente sigillate. Sono batterie senza manutenzione.

FR/ Batteries GEL: Batteries au Plomb-Calcium (PbCa) à électrolyte solide de type gélatineux, complètement hermétiques. Ces batteries demandent pas d'entretien.

ES/ Baterías GEL: baterías al Plomo-Calcio (PbCa) de electrólito sólido detipo gelatinoso completamente cerradas. No necesitan mantenimiento.

DE/ GEL-Batterien: Komplett versiegelte Bleikalzium-Batterien (PbCa) mit festem, gelartigem Elektrolyt. Wartungsfreie Batterien.

PT/ Baterias GEL: baterias Chumbo-Cálcio (PbCa) com eletrólito sólido gelatinoso, totalmente seladas. Não necessitam manutenção.

Gel

EN/ AGM (ABSORBENT GLASS MAT) batteries: lead batteries with electrolyte absorbed in fibreglass. Completely sealed. They are maintenance-free batteries.

IT/ Batterie AGM (ABSORBENT GLASS MAT): batterie al Piombo ad elettrolita assorbito in fibra di vetro. Completamente sigillate. Sono batterie senza manutenzione.

FR/ Batteries AGM (ABSORBENT GLASS MAT): batteries au plomb à électrolyte absorbé en fibre de verre. Totalemant étanche. Ce sont des batteries qui ne nécessitent pas d'entretien.

ES/ Baterías AGM (ABSORBENT GLASS MAT): baterías al plomo de electrolito absorbido en fibra de vidrio. Completamente selladas. Son baterías sin mantenimiento.

DE/ AGM (ABSORBENT GLASS MAT) Batterien: Bleibatterien mit in Glasfaser gebundenem Elektrolyt. Vollständig verschlossen. Die Batterien sind wartungsfrei.

PT/ Baterias AGM (ABSORBENT GLASS MAT): baterias Chumbo-Cálcio com eletrólito sólido (PbCa). Totalmente seladas. Não necessitam manutenção.

AGM

EN/ AGM+ batteries: they ensure a higher number of start-ups at higher current and more in-depth discharge than standard AGM. Used on vehicles with Start-Stop system. Compact dimensions, greater resistance to vibrations and fast recharge times.

IT/ Batterie AGM+: assicurano un numero maggiore di avviamenti ad una corrente superiore ed una più elevata profondità di scarica delle AGM standard. Usate nei veicoli dotati di sistema Start-Stop. Dimensioni ridotte, maggiore resistenza alle vibrazioni e tempi di ricarica veloci.

FR/ Batteries AGM+: elles garantissent un nombre supérieur de démarrages à un courant plus fort et une plus grande profondeur de décharge que les AGM standard. Utilisées sur les véhicules avec système Start-Stop. Dimensions réduites, plus haute résistance aux vibrations et temps de recharge rapide.

ES/ Baterías AGM+: aseguran un número superior de arranques con una corriente superior y una profundidad de descarga más elevada que las AGM estándar. Se usan en los vehículos dotados de sistema Start-Stop. Dimensiones reducidas, mayor resistencia a las vibraciones y tiempos de recarga rápidos.

DE/ AGM+ Batterien: eine höhere Anzahl an Startvorgängen bei höherem Stromwert und einer höheren Entladungstiefe als bei den AGM-Standardbatterien. Sie werden in Fahrzeugen mit Start-Stopp-System verwendet. Kompakt sowie widerstandsfähiger gegenüber Vibrationen und schnelle Ladezeiten.

PT/ AGM+ baterias: asseguram mais arranques com uma corrente mais elevada e uma maior profundidade de descarga do que as AGMs normais. Utilizadas em veículos equipados com o sistema Start-Stop. Dimensões reduzidas, maior resistência à vibração e tempos de carga rápidos.

AGM+

EN/ EFB (Enhanced Flooded Battery) batteries: liquid electrolyte batteries with a higher recharge capacity and which support a higher quantity of cycles (start-ups) than traditional ones. Ideal for vehicles with Start-Stop system.

IT/ Batterie EFB (Enhanced Flooded Battery): batterie ad elettrolita liquido con una migliore capacità di ricarica e che supportano una quantità di cicli (avviamenti) superiore rispetto a quelle tradizionali. Ideali per veicoli dotati di sistema Start-Stop.

FR/ Batteries EFB (Enhanced Flooded Battery): batteries à électrolyte liquide à meilleure capacité de recharge et supportant davantage de cycles (démarrages) que les traditionnelles. Idéales pour véhicules avec système Start-Stop.

ES/ Baterías EFB (Enhanced Flooded Battery): baterías de electrolito líquido con una mejor capacidad de recarga y que admiten una cantidad de ciclos (arranques) superior respecto a las tradicionales. Ideales para los vehículos dotados de sistema Start-Stop.

DE/ EFB (Enhanced Flooded Battery) Batterien: Batterien mit Flüssigelektrolyt mit einer besseren Ladekapazität und der Möglichkeit mehr Ladezyklen (Startvorgänge) im Vergleich zu herkömmlichen Batterien durchzuführen. Sie eignen sich ideal für den Einsatz in Fahrzeugen mit Start-Stopp-System.

PT/ Baterias EFB (Enhanced Flooded Battery): baterias de eletrólitos líquidos com uma melhor capacidade de carga e que suportam um maior número de ciclos (arranques) do que as baterias convencionais. Ideais para veículos equipados com um sistema Start-Stop.

EFB

EN/ Lithium batteries: batteries with reduced weight, high energy density and very low auto-discharge. They are mainly used in the world of motorsport.

IT/ Batterie al Litio: batterie con peso ridotto, alta densità energetica e bassissima autoscarica. Sono utilizzate principalmente nel mondo del motorsport.

FR/ Batteries au lithium: batteries plus légères, à haute densité énergétique et très basse auto-décharge. Elles sont principalement utilisées dans le sport automobile.

ES/ Baterías al Litio: baterías con un peso reducido, alta densidad de energía y bajísima autodescarga. Se utilizan sobre todo en el mundo del automovilismo.

DE/ Lithiumbatterien: gewichtsreduzierte Batterien mit hoher Energiedichte und sehr niedriger Selbstentladung. Sie finden hauptsächlich in der Welt des Motorsports Anwendung.

PT/ Baterias de lítio: baterias com peso reduzido, alta densidade de energia e auto-descarga muito baixa. São utilizados principalmente nos desportos motorizados.

Li

BATTERY CONNECTION

SERIAL CONNECTION

CHARGE VOLTAGE = Sum of each voltage in V
Batteries need to have the same capacity in Ah

$$\begin{array}{ccc} 1 & 2 & \\ 12V & + & 12V = 24V \\ 70 Ah & & 70 Ah \end{array}$$



PARALLEL CONNECTION

CHARGE CAPACITY = Sum of each capacity in Ah
Batteries need to have the same voltage in V

$$\begin{array}{ccc} 1 & 2 & \\ 40 Ah & + & 35 Ah = 75 Ah \\ 12V & & 12V \end{array}$$





A | T-CHARGE 12 6V 12V **NEW**

B | T-CHARGE 20 12V 24V



C | T-CHARGE 12 EVO 6V 12V **NEW**

D | T-CHARGE 20 EVO 12V 24V **NEW**

E | T-CHARGE 26 EVO 12V 24V



OPTIONAL

EYELETS
M6 - 802986
M8 - 804037



12V PLUG CONNECTOR
DUAL SIZE
804038



MAGNETS 2 PCS
B | D | E | 803088



FAST CONNECTORS



TECHNICAL DATA

CE EAC	CODE	V _{1PH} V (50-60Hz)	P W	V	A _{EFF} A	A _{EN} A	Ah _{MIN} Ah	Ah _{MAX} Ah	IP	LxWxH cm	kg
A T-CHARGE 12	807849	100-240 1ph	55	6 / 12	1 / 4	1 / 4	2	70	IP65	5,5 x 21,6 x 8,5	0,6
B T-CHARGE 20*	807594	230 1ph	115	12 / 24	8 / 4	8 / 4	5	180	IP65	6,7 x 27 x 12	1,4
C T-CHARGE 12 EVO	807850	100-240 1ph	55	6 / 12	1 / 4	1 / 4	2	70	IP65	5,5 x 21,6 x 8,5	0,6
D T-CHARGE 20 EVO*	807856	100-240 1ph	115	12 / 24	8 / 4	8 / 4	5	180	IP65	6,7 x 27 x 12	1,4
E T-CHARGE 26 EVO*	807595	230 1ph	232	12 / 24	16 / 8	16 / 8	10	250	IP44	6,7 x 27 x 12	1,6

*110V 1ph - Mod. T-Charge 20 - 807601 - Mod. T-Charge 20 EVO - 807602 - Mod. T-Charge 26 EVO - 807603

THE EVOLUTION IN THE WORLD OF CHARGING



EN/ EVO means EVolution: an innovative and multifunctional offer that meets various battery charging and care needs. EVO products exceed the traditional battery charger concept thanks to the multiple, advanced functions implemented and they were designed as an ideal solution for the technological challenges set by new vehicles.

IT/ EVO significa EVoluzione: un'offerta innovativa e multifunzione che soddisfa le diverse esigenze di carica e cura della batteria. I prodotti EVO superano il concetto di caricabatterie tradizionale grazie alle molteplici funzioni avanzate implementate e sono concepiti per essere la soluzione ideale alle sfide tecnologiche imposte dai nuovi veicoli.

FR/ EVO signifie EVolution : un offre innovante et multifonction qui répond aux différentes exigences de charge et d'entretien de la batterie. Les produits EVO vont au-delà du concept de chargeur traditionnel grâce aux multiples fonctions avancées mises en œuvre et sont conçus pour répondre aux défis technologiques imposés par les nouveaux véhicules.

ES/ EVO significa EVolución: una oferta innovadora y multifunción que satisface las diversas necesidades de carga y cuidado de la batería. Los productos EVO superan el concepto de cargador de baterías tradicional gracias a las múltiples funciones avanzadas implementadas y se han concebido para ser la solución ideal a los desafíos tecnológicos impuestos por los nuevos vehículos.

DE/ EVO steht für EVolution: ein innovatives und multifunktionales Angebot, das den verschiedenen Lade- und Wartungsanforderungen der Batterie nachkommt. Die EVO-Produkte lassen das Konzept des herkömmlichen Batterieladegeräts durch die Implementierung vielfach erweiterter Funktionen hinter sich, die so konzipiert sind, dass sie als ideale Lösung bei den von den neuen Fahrzeugen vorgegebenen technologischen Herausforderungen dienen.

PT/ EVO significa EVolução: uma oferta inovadora e multifuncional que responde às diversas necessidades de carga e manutenção da bateria. Os produtos EVO vão além do conceito do carregador de baterias tradicional graças às muitas funções avançadas implementadas e são concebidos para ser a solução ideal para os desafios tecnológicos impostos pelos novos veículos.



A | PULSE 30 EVO 12V 24V

B | PULSE 50 EVO 12V 24V

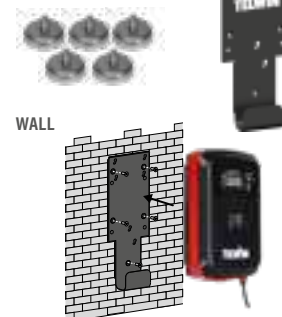


TECHNICAL DATA

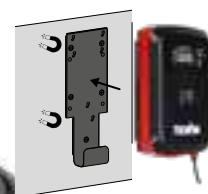
	CE	EARC	TUV 300	CODE	V _{1PH} V (50-60Hz)	P W	V	A _{EFF} A	A _{EN} A	A _{1V/C} A	Ah MIN	Ah MAX	IP	LxWxH cm	kg
A PULSE 30 EVO				807610	230 1ph	369	12 / 24	27 / 15	25 / 12	25 (Boost)	5	400	IP33	9,2x20x33	3,1
B PULSE 50 EVO				807611	230 1ph	610	12 / 24	45 / 23	40 / 20	40	10	600	IP33	9,2x20x33	3,1

OPTIONAL

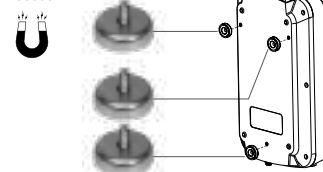
WALL SUPPORT KIT 803086



METALLIC SURFACE



MAGNETS 3PCS 803087



CHARGING & STARTING



MORE FUNCTIONS WITH:

BATTERYCONNECT APP

- LIVE TRACKING
- TEST REPORT SHARING
- ADVANCED FEATURES



via BT



App name: **BatteryConnect**



Wet Gel MF AGM Pb-Ca EFB **Li**

OPTIONAL

WALL SUPPORT KIT
803086



MAGNETS 3PCS
804087



CHARGING CABLES

6m 804390

10m 804391



DIAGNOSTIC TROLLEY
803107



WITH CONNECTOR

6V 12V 24V

C | DOCTOR CHARGE 55 CONNECT

TECHNICAL DATA



	CODE	V _{1PH} V (50-60Hz)	P W	V	A _{EFF} A	A _{EN} A	A _{1V/C} A	Ah MIN	Ah MAX	IP	LxWxH cm	kg
C DOCTOR CHARGE 55 CONNECT	807614	230 1ph	610	6 / 12 / 24	45 / 45 / 23	40 / 40 / 20	50 (12V)	10	600	IP33	9,2x20x33	4



6V 12V 24V

Wet Gel MF AGM Pb-Ca EFB **Li**

D | DOCTOR CHARGE 50

OPTIONAL

WALL SUPPORT KIT
803086



MAGNETS 3PCS
804087



CHARGING CABLES

6m 804390

10m 804391



DIAGNOSTIC TROLLEY
803107



WITH CONNECTOR

TECHNICAL DATA



	CODE	V _{1PH} V (50-60Hz)	P W	V	A _{EFF} A	A _{EN} A	A _{1V/C} A	Ah MIN	Ah MAX	IP	LxWxH cm	kg
D DOCTOR CHARGE 50	807613	230 1ph	610	6 / 12 / 24	45 / 45 / 23	40 / 40 / 20	50 (12V)	10	600	IP33	9,2x20x33	3,8

MMA WELDING

MIG-MAG WELDING

TIG WELDING

PLASMA CUTTING

SPOT WELDING

CHARGING & STARTING

INDEX

CHARGING & STARTING



NEW



WITH CONNECTOR

A | DOCTOR CHARGE 130 12V 16V 24V

B | DOCTOR CHARGE 131 12V 16V 24V



NEW



DIAGNOSTIC SUPPORT POWER



C | DOCTOR CHARGE 155 CONNECT

12V 16V 24V

SAVING AND SHARING TESTS AND CHARGE MANAGEMENT

APP NAME: **BATTERYCONNECT**



PRECONFIGURED OPERATING MODES



CHARGING FOR ELECTROMOBILITY AND LOGISTICS




OPTIONAL

CHARGING CABLES
6m
A | 804596
C | 804622
10m
A | 804597
C | 804623



WALL SUPPORT KIT
B | 803086



PARALLEL CONNECTION KIT
C | 804869




BALANCING KIT 2x12V
C | 804871



SERIES CONNECTION KIT
C | 804870



TROLLEY DIAGNOSTIC
A | B | 803107
C | 804488 **NEW**



TECHNICAL DATA

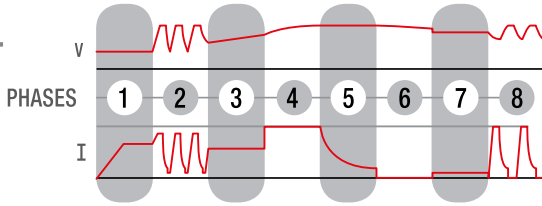
CE EAC	CODE	V _{1PH} V (50-60Hz)	P W	V	A _{EFF} A	A _{EN} A	A _{1V/C} A	Ah _{MIN} Ah	Ah _{MAX} Ah	IP	LxWxH cm	kg
A DOCTOR CHARGE 130*	807848	230 1ph	1800	12 / 16 / 24	140 (12V) 70 (24V)	120 (12V) 60 (24V)	180 (12V)	15	1200	IP21	37 x 33 x 12	7,70
B DOCTOR CHARGE 131	807857	115/230 1ph	1800	12 / 16 / 24	140 (12V) 70 (24V)	120 (12V) 60 (24V)	180 (12V)	15	1200	IP21	33 x 12 x 37	6,4
C DOCTOR CHARGE 155 CONNECT	807858	115/230 1ph	2200	12 / 16 / 24	170 / 90	150 / 80	200(12V)	15	1800	IP21	41.6 x 33 x 12	8,4

*110V 1ph

ELECTRONIC CONTROL OF CHARGE PROCESS

PULSE-TRONIC FUNCTIONING CURVES

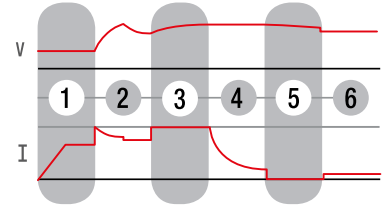
CURVE DI FUNZIONAMENTO IN PULSE-TRONIC




- ① CHECK
- ② PULSED DESULFATION
- ③ ANALYSE
- ④ MAIN CHARGE
- ⑤ FINE CHARGE
- ⑥ VERIFY
- ⑦ FLOAT
- ⑧ PULSED MAINTAIN

TRONIC FUNCTIONING CURVES

CURVE DI FUNZIONAMENTO IN TRONIC



- ① CHECK
- ② DESULFATION
- ③ MAIN CHARGE
- ④ FINE CHARGE
- ⑤ VERIFY
- ⑥ FLOAT



MORE INFO



WATCH THE VIDEO



D | DOCTOR START 330 12V 24V **E | DOCTOR START 530** 12V 24V **F | DOCTOR START 630** 12V 24V



TECHNICAL DATA

	CODE	V _{1PH}	P _{CHARGE}	P _{START}	V	A _{EFF}	A _{EN}	A _{1V/C}	A _{START MAX}	Ah _{MIN}	Ah _{MAX}	LxWxH	kg	OPTIONAL	
														FUSES - 20 pcs	CODE
D DOCTOR START 330	829344	230 1ph	1	6,4	12 / 24	45	31	180	300	10	450	30,5 x 36 x 63	14,5	50A	D 802259
E DOCTOR START 530	829343	230 1ph	2	12	12 / 24	90	60	300	400	10	1000	36,5 x 46 x 75,5	19,5	80A	E 802260
F DOCTOR START 630	829342	230 1ph	2	10	12 / 24	90	70	360	570	10	1050	36,5 x 46 x 75,5	23,4	100A	F 802029

MULTI CHARGER



G | COMPUTER 48/2 PROF



TECHNICAL DATA

	CODE	V _{1PH}	P	V	A _{EFF}	A _{EN}	Ah _{MIN}	Ah _{MAX}	Sun	LxWxH	kg	OPTIONAL	
												FUSES - 20 pcs	CODE
G COMPUTER 48/2 PROF	807063	230 1ph	1000	6/12/24 /36/48	11/30/30 /30/27	7/20/20 /20/18	10	100/300/300 /300/300	6	28 x 35 x 32	12,7	30A	G 802258



A | ALPINE 21i 12V 24V

B | ALPINE 26i 12V 24V

C | ALPINE 51i 12V 24V



D | ALPINE 15 12V 24V

E | ALPINE 18 BOOST 12V 24V

F | ALPINE 20 BOOST 12V 24V



G | ALPINE 30 BOOST 12V 24V

H | ALPINE 50 BOOST 12V 24V



TECHNICAL DATA

	CODE	V _{1PH} V (50-60Hz)	P W	V	A _{EFF} A	A _{EN} A	Ah _{MIN} Ah	Ah _{MAX} Ah	Sun	LxWxH cm	kg
A ALPINE 21i	807943	220-240 1ph	118	12 / 24	9/4,5	8/4	8	120	-	26 x 17 x 18	2,5
B ALPINE 26i	807944	220-240 1ph	226	12 / 24	16,5 / 9	15 / 8	10	225	-	26 x 17 x 18	2,7
C ALPINE 51i	807945	220-240 1ph	560	12 / 24	34 / 16,5	31 / 15	10	465	-	26 x 17 x 18	3,2
D ALPINE 15	807544	230 1ph	110	12 / 24	9 / 4,5	6 / 3	60 / 30	115 / 40	-	17 x 25 x 16,5	3,4
E ALPINE 18 BOOST	807545	230 1ph	200	12 / 24	14 / 8	9 / 5	14 / 6	185 / 90	2	17 x 25 x 16,5	3,5
F ALPINE 20 BOOST	807546	230 1ph	300	12 / 24	18 / 12	12 / 8	30 / 20	225 / 180	2	22,5 x 29 x 20,5	6,9
G ALPINE 30 BOOST	807547	230 1ph	800	12 / 24	30	20	15	400	3	22,5 x 29 x 20,5	8,6
H ALPINE 50 BOOST	807548	230 1ph	1000	12 / 24	45	31	20	500	4	26,5 x 34,5 x 23	9,9

OPTIONAL

FUSES - 10 pcs

10A
D | 802255

15A
E | **G** | 802256

20A
F | 802257

FUSES - 20 pcs

50A
H | 802259





I | LEADER 150 START 12V

J | LEADER 220 START 12V 24V

K | LEADER 400 START 12V 24V



L | DYNAMIC 320 START 12V 24V

M | DYNAMIC 420 START 12V 24V

N | DYNAMIC 520 START 12V 24V

O | DYNAMIC 620 START 12V 24V



TECHNICAL DATA

	CODE	V _{1PH} V (50-60Hz)	P _{CHARGE} kW	P _{START} kW	V	A _{EFF} A	A _{EN} A	A _{1VC} A	A _{START MAX} A	Ah _{MIN} Ah	Ah _{MAX} Ah	☀️	LxWxH cm	kg
I LEADER 150 START	807538	230 1ph	0,3	1,4	12	20	14	80	140	25	250	2	22,5 x 29 x 20,5	6,4
J LEADER 220 START	807539	230 1ph	0,8	3,6	12 / 24	30	20	120	180	30	400	2	22,5 x 29 x 20,5	9
K LEADER 400 START	807551	230 1ph	1	6,4	12 / 24	45	31	180	300	20	700	3	26,5 x 34,5 x 23	10,9
L DYNAMIC 320 START	829381	230 1ph	1	6,4	12 / 24	45	31	180	300	20	700	3	30,5 x 36 x 63	13,4
M DYNAMIC 420 START	829382	230 1ph	2	12	12 / 24	90	60	300	400	20	1000	4	30,5 x 36 x 63	16,4
N DYNAMIC 520 START	829383	230 1ph	2	12	12 / 24	90	60	300	400	20	1000	4	36,5 x 46 x 75,5	20
O DYNAMIC 620 START	829384	230 1ph	2	10	12 / 24	90	70	360	570	20	1550	4	36,5 x 46 x 75,5	24

OPTIONAL

FUSES - 20 pcs

30A
I | J | 802258

50A
K | L | 802259

80A
M | N | 802260

100A
O | 802029



CHARGING & STARTING



A | ENERGY 1000 START



B | ENERGY 1500 START



TECHNICAL DATA

	CE EAC	CODE	V _{3PH} V (50-60Hz)	P _{CHARGE} KW	P _{START} KW	V	A _{EFF} A	A _{EN} A	A _{1V/C} A	A _{START MAX} A	AH _{MIN} Ah	AH _{MAX} Ah	LED LIGHT Modes	LxWxH cm	Weight kg
A ENERGY 1000 START		829008	230 / 400 3ph	2,5	20	12 / 24	100	80	640	1000	20	1600 (12V) 800 (24V)	5	38 x 56 x 88,5	45
B ENERGY 1500 START		829009	230 / 400 3ph	7	44	12 / 24	150 (12V) 250 (24V)	130 (12V) 220 (24V)	1000 (12V) 1300 (12V)	1700 (12V) 2000 (12V)	70	2200 (12V) 4000 (24V)	6	38 x 56 x 88,5	69

OPTIONAL

FUSES - 10 pcs

300A
A | B | 802129



C | DRIVE MINI



TECHNICAL DATA

	CE EAC	CODE	V _{START} V	A _{START MAX} A	V _{USB} V	A _{OUT} A	C _{mAh} mAh	LxWxH cm	Weight kg
C DRIVE MINI		829564	12	1000	5/9/12	QC 2.0 18W	6500	14 x 7,9 x 1,7	0,45

STANDARD

PLUG FOR CIGAR-LIGHTER



JUMP STARTER CABLE 124916



STARTING



POWER BANK

- D|E|F | A - QUICK CHARGE
- F | C - POWER DELIVERY
- F | (()) WIRELESS
- D|E | 12V

2 led lights (4 modes)

FIX, BLINK, SOS, STROBE



WATCH THE VIDEO

D | DRIVE 1250 12V

E | DRIVE 1500 12V

F | DRIVE 1750 XC 12V

OPTIONAL

OBD II - MEMORY SAVER CABLE
D|E| 802935



ACCESSORIES KIT
D|E| 803537



MORE INFO

TECHNICAL DATA

CE EAC	CODE	START		A	OUT	12V	POWER BANK (())	C	LxWxH	kg
		V	A							
D DRIVE 1250	829568	12	1250	18	10	-	9000	17,6x7,8x3,5	0,6	
E DRIVE 1500	829569	12	1500	18	10	-	12000	17,6x7,8x3,5	0,7	
F DRIVE 1750 XC	829574	12	1500	18	-	10	12000	17,6x7,8x3,5	0,7	
				60	-	10	12000	17,6x7,8x3,5	0,7	



SMART CABLES

REVERSE POLARITY PROTECTION
SPARKS PROOF



2 LED LIGHTS (3 MODES)

FIX, SOS, STROBE



WITH COMPRESSOR

TECHNICAL DATA

CE EAC	CODE	START		V OUT	bar	l/min	C+	LxWxH	kg
		V	A						
G DRIVE 1800 KOMPRESSOR	829575	12	1800	5V	3,5 (10 MAX)	35@3,5 bar	10000	20,5 x 12 x 5,5	1,3

G | DRIVE 1800 KOMPRESSOR 12V

MMA WELDING

MIG-MAG WELDING

TIG WELDING

PLASMA CUTTING

SPOT WELDING

CHARGING & STARTING

INDEX

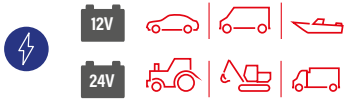
STARTING



NEW



[WWW.TELWIN.COM](#) MORE INFO



VERRIDE FUNCTION: START WITHOUT BATTERY

POWER BANK

C - QUICK CHARGE - POWER DELIVERY

LED LIGHT 400 lumen
2 COLORS
□ INTENSITY: 100%, 50%, 25% · STROBE · SOS
■ STROBE



[WATCH THE VIDEO](#)



A | DRIVE PRO 2012 12V

B | DRIVE PRO 4024 12V 24V

12V
24V



TECHNICAL DATA

CE EAC	CODE	START		OUT				
		V	A ^{START MAX}	A	A ^{OUT}	Wh	LxWxH	kg
A DRIVE PRO 2012	829577	12	2500	QUICK CHARGE 5V/9V/12V	18	44,4	21,8 x 12 x 31,4	1,8
				POWER DELIVERY 5V/9V/12V/15V/20V	60			
B DRIVE PRO 4024	829576	12 / 24	4500(12V) 2500 (24V)	QUICK CHARGE 5V/9V/12V	18	88,8	21,8 x 12 x 31,4	2,1
			POWER DELIVERY 5V/9V/12V/15V/20V	60				



12V 24V

C | PRO START 2824



TECHNICAL DATA

CE EAC	CODE	V _{PH}	START	A _b	A _{OUT}	A _{START MAX}	LxWxH	kg
		V (50-60Hz)	V	Ah	A	A	cm	kg
C PRO START 2824	829517	230	12 / 24	44 / 22	800	2500	20,5 x 33,5 x 36	15,2

CHARGING & STARTING



STARTZILLA XT
THE S.O.SOLVER



D | STARTZILLA 4012 XT **12V**

E | STARTZILLA 9012 XT **12V**

F | STARTZILLA 9024 XT **12V 24V**

G | STARTZILLA 12024 XT **12V 24V**



TECHNICAL DATA

CE EAC	CODE	V _{PH} V (50-60Hz)	C Wh	START V	A ^{START} MAX A	IP	LxWxH cm	kg
D STARTZILLA 4012 XT	829527	100 - 240 1ph	49,9	12	4000	IP43	15,5 x 23,4 x 31,8	3,4
E STARTZILLA 9012 XT	829526	100 - 240 1ph	99,9	12	9000	IP43	15,5 x 23,4 x 31,8	3,9
F STARTZILLA 9024 XT	829525	100 - 240 1ph	99,9	12 / 24	9000 (12V) 4500 (24V)	IP43	15,5 x 23,4 x 31,8	4,3
G STARTZILLA 12024 XT	829528	100 - 240 1ph	148	12 / 24	12000 (12V) 6000 (24V)	IP43	15,5 x 23,4 x 31,8	4,6

OPTIONAL

FUSE
400 K AAs
D|E|F|G 121818



www.telwin.it MORE INFO

2000K AAs
G 122093

BOOSTER CABLES

CAVI AVVIAMENTO - CABLES DE DEMARRAGE - CABLES DE ARRANQUE - STARTEN KABEL - CABOS BOOSTER



POWER LINE
3 m Ø 16 mm 250A 802746
3 m Ø 25 mm 350A 802747

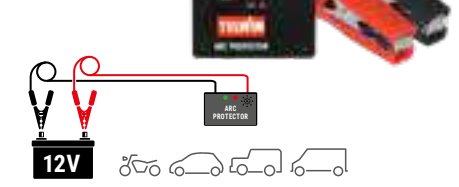


POWER LINE
3 m Ø 16 mm 250A 802698



PRO LINE
3 m Ø 16 mm 350A 802515
3 m Ø 25 mm 550A 802516
3 m Ø 35 mm 800A 802668

ARC PROTECTOR



802840
Provides surge protection (voltage peaks - welding arcs) for the on-board electronics during maintenance interventions when connected to the vehicle battery.

BATTERY LINK 2.0



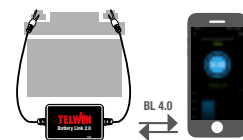
H | BATTERY LINK 2.0



DOWNLOAD APP



CONNECT & PAIRING



TRACK & TEST



TECHNICAL DATA

CE EAC	CODE	START V (50-60Hz)	LxWxH cm	kg
H BATTERY LINK 2.0	804133	12V (6V - 20V / 2 mA)	5,5x3,5x1,5	0,04

MMA WELDING

MIG-MAG WELDING

TIG WELDING

PLASMA CUTTING

SPOT WELDING

CHARGING & STARTING

INDEX

BATTERY TESTERS



DIY

T200 BATTERY TESTER

802517



BTS350 LED BATTERY & ALTERNATOR TESTER

802783



SEMI-PRO

DT400 DIGITAL BATTERY TESTER

802605



PROFESSIONAL

STS 600 BATTERY TESTER

804242



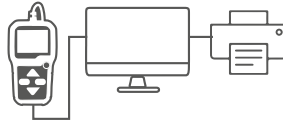
STS 700 BATTERY TESTER

804243



REPORTS PRINTING

Software available for printing - software disponibile per la stampa
 - software disponible pour l'impression - software disponible para imprimir - software zum drucken verfügbar - software disponível para impressão



REPORTS SAVING



GRAPHICAL VOLTAGE DISPLAY



DTP 790 BATTERY TESTER

804245

WITH PRINTER

INCLUDED

2PCS
982491



DTP 900 BATTERY TESTER

804244

WITH PRINTER


INCLUDED

1PC
982490



		CODE	START	A _h	TEST				GRAPHIC	DIGITAL	LxWxH cm (LxWxH)	kg
					BATTERY CHARGE	ALTERNATOR CIRCUIT	START SYSTEM	BATTERY START CAPABILITY (CC)				
T200	Battery Tester	802517	6/12	20 - 100	●						11,5 x 5,5 x 23,5	0,5
BTS350	Led Battery & Alternator Tester	802783	12	20 - 150	●	●	●		●		5 x 1,8 x 12,5	0,1
DT400	Digital Battery Tester	802605	12	20 - 200	●			●	●		7,8 x 2,2 x 14,5	0,2
STS 600	Battery Tester	804242	12	8 - 240	●	●	●	●	●		8 x 2,4 x 15	0,3
STS 700	Battery Tester	804243	12	8 - 240	●	●	●	●	●		8 x 2,4 x 15	0,3
DTP 790	Battery Tester with Printer	804245	12/24	4 - 250	●	●	●	●	●		9,8 x 7,8 x 27,5	0,7
DTP 900	Battery Tester with Printer	804244	12/24	4 - 250	●	●	●	● (12V)	●		9,8 x 7,8 x 27,5	1,95

POWER STATION & CONVERTER



A | POWER UP 650

B | POWER UP 1300

STANDARD

CAR CHARGER CABLE



POWER SUPPLY A1



POWER SUPPLY B1



OPTIONAL

JUMP START SMART CABLE 804652



SOLAR PANEL 18V 110W 807688



TECHNICAL DATA

CE EAC	CODE	C+	Nr	V _{OUT}	F _{OUT}	P	P _{MAX OUT}	A	P _{OUT}	12V	START	A _{START MAX}	V _{1PH}	V _{IN}	P	LxWxH	kg	
																		Wah
A POWER UP 650	829448	640	2	230	50	600	1200	2x USB A 5V - 2,4A	-	CIGARETTE PLUG (10A)	12	1000	100-240 1ph	12-30	100	21,5 x 26,3 x 22,1	10	
								USB A - QUICK CHARGE 5V/9V/12V	18									2x JACK (10A)
								USB C - POWER DELIVERY 5V/9V/12V/15V/20V	60									
B POWER UP 1300	829449	1280	3	230	50	1000	2000	3x USB A 5V - 2,4A	-	CIGARETTE PLUG (10A)	12	1000	100-240 1ph	2x 12-30	200	27 x 36 x 28	17	
								USB A - QUICK CHARGE 5V/9V/12V	18									2x JACK (10A)
								2x USB C - POWER DELIVERY 5V/9V/12V/15V/20V	100									

POWER CONVERTERS



C | CONVERTER 310 USB



D | CONVERTER 500

E | CONVERTER 1000

TECHNICAL DATA

CE EAC	CODE	V _{IN}	V _{OUT}	F _{OUT}	P	P _{MAX OUT}	LxWxH	kg
C CONVERTER 310 USB	829444	12	230 1ph	50	300	600	17 x 9,5 x 5,4	0,8
D CONVERTER 500	829446	12	230 1ph	50	500	1000	23,2 x 13 x 7,1	1,9
E CONVERTER 1000	829447	12	230 1ph	50	1000	2000	33,7 x 13 x 7,1	2,8

MMA WELDING

MIG-MAG WELDING

TIG WELDING

PLASMA CUTTING

SPOT WELDING

CHARGING & STARTING

INDEX

MASTERCHARGE: BE THE MASTER OF YOUR POWER



MODE 2



A | MASTERCHARGE FLEX 22

TECHNICAL DATA

	CODE	V _{PH}		P _{MAX}	A _{MAX}	STAND BY	MODE	CASE	IP	MOUNTING	LxWxH	kg	
		V (50-60Hz)	PH	kW	A	W					cm		
A MASTERCHARGE FLEX 22	893008	230	1ph	7,4 (230V)	32	3	Type 2	Mode 2	Case C	IP65	II	22,5 x 13,0 x 7,5	5,6

OPTIONAL

BS1363 CABLE 13A
1PH L=0,80
A | I32503



WALL HOLDER FLEX 22
A | I641204



mod. 740 Connect



MODE 3



MASTERCHARGE 740 CONNECT,
MASTERCHARGE 2200 CONNECT

DOWNLOAD MASTERCHARGE APP
SCARICA MASTERCHARGE APP



App name: **Mastercharge**



B | MASTERCHARGE 740 CONNECT

C | MASTERCHARGE 2200 CONNECT

TECHNICAL DATA

	CODE	V _{PH}		P _{MAX}	A _{MAX}	STAND BY	MODE	CASE	IP	MOUNTING	LxWxH	kg	
		V (50-60Hz)	PH	kW	A	W					cm		
B MASTERCHARGE 740 CONNECT	893005	230	1ph	7,4	32	3	Type 2	Mode 3	Case C	IP54	III	13,2 x 27,0 x 36,2	4,85
C MASTERCHARGE 2200 CONNECT	893006	400	3ph	22	32	4	Type 2	Mode 3	Case C	IP54	III	13,2 x 27,0 x 36,2	5,8

STANDARD

TYPE 2



RFID BADGE
2pcs



WALL BRACKET



OPTIONAL

POWER MANAGEMENT KIT

B | I982796

SAFETY & ACCESSORIES



FLOOR METAL DISPLAYER

complete with: 1 header - 3 shelves (1030x560x2230mm)
803520



LOGO FOR DISPLAYER

with brackets
803506



SHELF KIT

803521



HOOKS

10 PCS
803522



STICKERS FOR DISPLAYER
4 STICKERS (525X987 mm)
989900



BANNER
2200x1000 mm
989445

BANNER
1100x500 mm
989446

INDUSTRIAL WELDING BOOTH

803065



FLAG
500X2400mm
989331

TECHNICAL DATATA	PAPR		INDUSTRIAL			PROFESSIONAL			SEMI-PRO		DIY		
	GRANDVIEW AIR 804792	AIR LITE 804210	ROUNDVIEW LED 804800	VANTAGE GREY XXL 802937	VANTAGE RED XL 802936	EYETRON 804262	JAGUAR CYBORG 804081	JAGUAR 804082	STREAM FLAME 804235	STREAM ROBOT 804234	TRIBE 9-13 804404	LION 804790	TIGER 802818
MMA MIG-MAG/TIG	✓	✓	✓	✓	✓	✓	✓	✓	✓	✓	✓	✓	✓
TIG	>2A	>5A	>2A	>2A	>2A	>2A	>5A	>5A	>5A	>5A	>5A	>5A	✓
AUTOMATIC	✓	✓	✓	✓	✓	✓	✓	✓	✓	✓	✓	✓	---
RESPIRATOR	✓	✓	---	---	---	---	---	---	---	---	---	---	---
FILTER TYPE	TH3	TH2	---	---	---	---	---	---	---	---	---	---	---
TRUE COLOR TECHNOLOGY	✓	✓	✓	✓	✓	✓	---	---	---	✓	---	---	---
GRINDING MODE	✓	✓	✓	✓	✓	✓	✓	✓	✓	✓	---	---	---
VIEWING AREA (mm)	86x54 116x81 86x54	98X55	87x55 116 x 81 87x55	100x93	100x67	100x60	92X42	93X43	90X35	90x35	90x35	110x50	---
VARIABLE (*) DIN	- 4/8 ÷ 9 ÷ 14 + DOUBLE RANGE	- 4/5 ÷ 8/9 ÷ 13 + DOUBLE RANGE	- 4/8 ÷ 9/13 + DOUBLE RANGE	- 4/5 ÷ 9/9 ÷ 13 + DOUBLE RANGE	- 4/5 ÷ 9/9 ÷ 13 + DOUBLE RANGE	- 4/5 ÷ 9/9 ÷ 13 + DOUBLE RANGE	- 4/5 ÷ 9/9 ÷ 13 + DOUBLE RANGE	- 4/9 ÷ 13 +	- 4/9 ÷ 13 +	11	11	---	---
SENSITIVITY	- 4/8 ÷ 9 ÷ 14 +	- 4/5 ÷ 8/9 ÷ 13 +	- 4/8 ÷ 9/13 +	- 4/5 ÷ 9/9 ÷ 13 +	- 4/5 ÷ 9/9 ÷ 13 +	- 4/5 ÷ 9/9 ÷ 13 +	- 4/5 ÷ 9/9 ÷ 13 +	- 4/9 ÷ 13 +	- 4/9 ÷ 13 +	FIX	FIX	---	---
DELAY (s)	- 0,05 ÷ 1,5 +	- 0,1 ÷ 0,8 +	- 0,09 ÷ 2 +	- 0,1 ÷ 1 +	- 0,1 ÷ 1 +	- 0,1 ÷ 0,8 +	- 0,1 ÷ 1 +	- 0,2 ÷ 0,9 +	- 0,2 ÷ 0,9 +	FIX	FIX	---	---
DIN	3	4	3	4	4	4	4	4	4	4	3	---	---
LENS SPEED (ms)	0,08	< 0,1	0,08	0,1	< 0,1	0,4	0,3	0,4	0,3	0,4	0,3	---	---
SENSORS	4 + 1	4	4	4	4	4	2	2	2	2	2	-	-
OPTICAL CLASS	1/1/1/1 (V1)	1/1/1/2	1/1/1/2 (V2)	1/1/1/2	1/1/1/2	1/1/1/1	1/1/1/2	1/1/1/2	1/1/1/2	1/1/1/2	1/1/1/1	1	1
REPLACEABLE BATTERIES	✓ CR2450	✓ CR2450	✓ CR2450	✓ CR2032	✓ CR2450	✓ CR2450	-	✓ CR2450	✓ CR2032	✓ CR2032	✓ CR2012	-	-

(*) - 4/8 ÷ 9 ÷ 14 + variable - variabile - variable - variable - wechselnd - variável

GRANDVIEW AIR

804792

BT-CONNECTED WELDING HELMET

- Maschera per saldatura connessa via BT
- Cagoule de soudage connecté via BT
- Casco de soldadura conectado via BT
- BT-verbundener Schweisshelm
- Máscara de soldadura conectada via BT

ADJUSTMENT VIA REMOTE CONTROL

ADJUST SENSITIVITY, SHADE AND DELAY

SWITCH TO GRIND MODE EASILY

SAVE AND RECALL CUSTOM SETTINGS



**180°
VIEWING
AREA**



PAPR WELDING HELMETS



GRANDVIEW AIR

804792

HEAD COVER : HEAT RESISTANT & WASHABLE

Copricapo: resistente al calore & lavabile - Couver-chef: résistant à la chaleur et lavable
 - Cobertura cabeza: resistente al calor, se puede lavar - Kopschutz: hitzebeständig & waschbar - Cobre-capacete: resistente ao calor e lavável

TRUE COLOR TECHNOLOGY



WITHOUT TRUE COLOR TECHNOLOGY



WITH TRUE COLOR TECHNOLOGY

DOUBLE RANGE DIN 4÷8/9÷14

Doppia regolazione - Double modalité de réglage - Doble modo de regulación - Zwei Einstellungsmodi - Dupla faixa de ajuste

0,08 ms AUTODARKENING FILTER

Vetro autoscurante - Vitre auto-obscurecissante - Vidrio de oscurecimiento automático - Filter mit Selbstverdunkelung - Vidro de escurecimento automático

1/1/1 (V1) OPTICAL CLASS

Classe ottica - Classe optique - Clase óptica - Optische Klasse - Classe óptica

VIEWING AREA



> 2A TIG WELDING

4 SENSORS + 1 AMBIENT LIGHT SENSOR

• Sensori - Détecteurs - Sensores - Sensoren - Sensores

AUDIBLE ALARM WITH VIBRATION

Allarme sonoro con vibrazione - Alarme sonore avec vibration - Alarma sonora con vibración - Akustischer Alarm mit Vibration - Alarme sonoro com vibração

HIGH QUALITY EFFICIENT FILTER TH3

Filtro ad elevata efficienza TH3 - Filtre à haute efficacité TH3 - Filtro de elevada eficiencia TH3 - Hoch effizienter Filter nach TH3 - Filtro de alta eficiência TH3

BATTERY RUNTIME: UP TO 14 HOURS

Autonomia della batteria: fino a 14 ore - Autonomie de la pile: jusqu'à 14 heures - Autonomía de la batería: hasta 14 horas - Bis zu 14 Stunden Akkulaufzeit - Autonomia da bateria: até 14 horas

TECHNICAL DATA

HELMET

- automatic
- variable: 4÷8/9÷14 DIN
- double range
- grinding mode
- TIG from >2A
- class: 1/1/1 (V1)
- 4+1 sensors
- true color

BLOWER

- **STANDARD AIR FILTER:** TH3 PAPR
- **AIR FLOW**
Normal Speed: 170 LPM
Medium Speed: 200 LPM
High Speed: 230 LPM

- **BATTERY TYPE**
Rechargeable Lithium ion
- **BATTERY CHARGING TIME**
About 2 Hours

- **RUN TIME**
Normal Speed: Approx. 14 hours
High Speed: Approx. 10 hours

GLASS PROTECTION



EXTERNAL	INTERNAL
15X158 mm 804797	87X121 mm 804795

SHAPED GLASS PROTECTION
118X178 mm
804798

LI-ION BATTERY FOR RESPIRATOR
982982

PAPR FILTER 712838
SIDE FILTER 804799

- Autodarkening welding helmet
- Head/neck cover
- Internal/external glass protection
- Air hose with protective sleeve
- Flow meter - Blower (Respirator)
- Pre-filter and filters + 1 extra spare filter - Li-ion battery
- Battery charger - Belt - Carry bag



PAPR WELDING HELMETS



AIR LITE

804210

TRUE COLOR TECHNOLOGY



WITHOUT TRUE COLOR TECHNOLOGY



WITH TRUE COLOR TECHNOLOGY

DOUBLE RANGE DIN 5÷8/9÷13

Doppia regolazione • Double modalité de réglage • Doble modo de regulación • Zwei Einstellungsmodi • Dupla faixa de ajuste

0,1 ms AUTODARKENING FILTER

Vetro autoscurante • Vitre auto-obscurissante • Vidrio de oscurecimiento automático • Filter mit Selbstverdunkelung • Vidro de escurecimento automático

1/1/1/2 OPTICAL CLASS

Classe ottica • Classe optique • Clase óptica • Optische Klasse • Classe óptica

VIEWING AREA

95x55mm

> 5A TIG WELDING

4 SENSORS

Sensori • Détecteurs • Sensores • Sensoren • Sensores

AUDIBLE ALARM: LOW BATTERY OR OBSTRUCTED FILTER

Allarme sonoro: batteria scarica oppure filtro ostruito • Alarme sonore: batterie déchargée ou filtre bouché • Alarma sonora: batería descargada o filtro atascado • Akustischer Alarm bei leerem Akku oder verstopftem Filter • Alarme sonoro: bateria fraca ou filtro entupido

BATTERY RUNTIME: UP TO 8 HOURS

Autonomia della batteria: fino a 8 ore • Autonomie de la pile: jusqu'à 8 heures • Autonomía de la batería: hasta 8 horas • Bis zu 8 Stunden Akkulaufzeit • Autonomia da bateria: até 8 horas

HEAD COVER: HEAT RESISTANT & WASHABLE

Copricapo: resistente al calore & lavabile • Couvre-chef: résistant à la chaleur et lavable • Cobertura cabeza: resistente al calor, se puede lavar • Kopfschutz: hitzebeständig & waschbar • Cobre-capacete: resistente ao calor e lavável

HIGH QUALITY EFFICIENT FILTER TH2

TECHNICAL DATA

HELMET

- automatic
- variable: 4/5÷8/9÷13 DIN
- double range
- grinding mode
- TIG from >5A
- class: 1/1/1/2
- 4 sensors
- true color

BLOWER

- **STANDARD AIR FILTER:** TH2 PAPR
- **AIR FLOW**
Normal Speed: 150 LPM
High Speed: 180 LPM

BATTERY TYPE

Rechargeable Lithium ion

- **BATTERY CHARGING TIME**
About 3 Hours

RUN TIME

Normal Speed: Approx. 6-8 hours
High Speed: Approx. 4-6 hours

GLASS PROTECTION

6 PCS B

EXTERNAL

98x123 mm
2pcs 804216

INTERNAL

58x107 mm
2pcs 804215

LI-ION BATTERY FOR RESPIRATOR

982907

PAPR FILTER

712450

INCLUDED:

- Autodarkening welding helmet
- Head/neck cover
- Internal/external glass protection
- Air hose with protective sleeve
- Flow meter - Blower (Respirator)
- Pre-filter and filters + 1 extra spare filter - Li-ion battery
- Battery charger - Belt - Carry bag



INDUSTRIAL WELDING HELMETS



ROUNDVIEW LED

804800

TRUE COLOR TECHNOLOGY



WITHOUT TRUE COLOR TECHNOLOGY



WITH TRUE COLOR TECHNOLOGY

DOUBLE RANGE DIN 3/4÷8/9÷13

Doppia regolazione - Double modalit  de r glage - Doble modo de regulaci n - Zwei Einstellungsmodi - Dupla faixa de ajuste

SENSITIVITY AND DELAY INTERNAL CONTROL

• Regolazione interna sensibilit  e ritardo
• R glage interne de sensibilit  et de retard
• Regulaci n interne de sensibilidad y de retraso
• Interne Einstellung der Empfindlichkeit und Verz gerung - Ajuste da sensibilidade interne e atraso

0,08ms QUICK AUTODARKENING FILTER

• Vetro autoscurante veloce - Vitre auto-obscurissante rapide - Vidrio de oscurecimiento autom tico r pido - Glas mit beschleunigter Selbstverdunkelung - Vidro de escurecimento autom tico r pido

180° VIEWING AREA

• Area di visione 180° - Aire de vision 180°
•  rea de visi n 180° - 180°-Sichtfeld
•  rea de visualiza o de 180°

FRONTAL LED LIGHT

Luce LED frontale -  clairage frontal   LED - Luz LED frontal - Frontales LED-Licht - LED Luz LED frontal

>2A TIG WELDING

• Saldatura tig - Soudage tig
• Soldadura tig - Wig-Schweissen
• Soldadura Tig

4 SENSORS

• Sensori - D tecteurs - Sensores
• Sensoren - Sensores

GRINDING MODE

• Modalit  smerigliatura - Modalit  meulage
• Modalidad esmerilado - Schleifmodus
• Modo de rebarbar

DOUBLE RANGE

SHADE RANGE

MIG/MAG - TIG WELDING

9 10 11 12 13
[4] [5] [6] [7] [8]

PLASMA CUTTING

DIN 3/4÷8



PLASMA CUTTING
OXY ACETYLENE CUTTING

DIN 3/9÷13



MIG/MAG - TIG - MMA

SHADE CONTROL WITH TRUE COLOR TECHNOLOGY



SHADE 4



SHADE 13

• Darkening adjustment
• Regolazione del grado di oscuramento
• Obscurissement réglable
• Ajuste oscurecimiento
• Verdunkelung Einstellung
• Ajuste do grau de escurecimento



180°
VIEWING
AREA

GLASS PROTECTION

6 PCS B

EXTERNAL

220X136 mm
2pcs 804794

SIDE FILTER (2PCS)

95X60-70 mm
804796

INTERNAL

87X121 mm
2pcs 804795

BATTERY KIT

982980

YEARS WARRANTY
2

2 PCS

TECHNICAL DATA

• automatic
• variable: 3/4÷8/9÷13 DIN
• double range
• grinding mode
• TIG from >2A
• class: 1/1/1/2 (V2)
• 4 sensors
• 180° view area
• true color

INDUSTRIAL WELDING HELMETS



VANTAGE GREY XXL

802937



TECHNICAL DATA

2 pcs

- automatic
- variable: 4/5-9/9-13 DIN
- double range
- grinding mode
- TIG from >2A
- class: 1/1/1/2
- 4 sensors
- XXL view area
- true color

SHADE CONTROL WITH TRUE COLOR TECHNOLOGY



SHADE 5



SHADE 13

- Darkening adjustment
- Regolazione del grado di oscuramento
- Obscurissement réglable
- Ajuste oscurecimiento
- Verdunkelung Einstellung
- Ajuste do grau de escurecimento

VANTAGE RED XL

802936



TECHNICAL DATA

2 pcs

- automatic
- variable: 4/5-9/9-13 DIN
- double range
- grinding mode
- TIG from >2A
- class: 1/1/1/2
- 4 sensors
- XL view area
- true color

GLASS PROTECTION

6 pcs



EXTERNAL

114x134 mm
2pcs 802939

INTERNAL

96x104 mm - 2pcs 802951
mod. Vantage Grey XXL
69,5x103,5 mm - 2pcs 802949
mod. Vantage Red XL

MAGNIFYING LENS



1,5x 804406
2,0x 804407
2,5x 804408

PROFESSIONAL WELDING HELMETS

EYETRON

804262



TECHNICAL DATA

2 pcs

- automatic
- variable: 5-9/9-13 DIN
- double range
- grinding mode
- TIG from >2A
- class: 1/1/1/1
- 4 sensors
- XL view area
- true color

GLASS PROTECTION

6 pcs



EXTERNAL

122x139 mm
2pcs 804409

INTERNAL

71,7x105,7 mm
2pcs 804410

MAGNIFYING LENS



1,5x 804406
2,0x 804407
2,5x 804408

PROFESSIONAL WELDING HELMETS



JAGUAR CYBORG

804081



TECHNICAL DATA

2 pcs

- automatic
- variable: 4/5÷9/9÷13 DIN
- double range
- grinding mode
- TIG from >5A
- class: 1/1/1/2
- 2 sensors

JAGUAR

804082



TECHNICAL DATA

2 pcs

- automatic
- variable: 4/5÷9/9÷13 DIN
- double range
- grinding mode
- TIG from >5A
- class: 1/1/1/2

GLASS PROTECTION

PC6



EXTERNAL

114x134 mm
2pcs 802939

INTERNAL

50x95 mm
2pcs 804101

MAGNIFYING LENS



1,5x 804406
2.0x 804407
2.5x 804408

SEMI-PRO WELDING HELMETS

STREAM FLAME

804235



TECHNICAL DATA

2 pcs

- automatic
- variable: 4/9÷13 DIN
- grinding mode
- TIG from >5A
- class: 1/1/1/2

STREAM ROBOT

804234



2 pcs

TECHNICAL DATA

- automatic
- variable: 4/9÷13 DIN
- grinding mode
- TIG from >5A
- class: 1/1/1/2

GLASS PROTECTION

6 PCS



EXTERNAL

95x115,5 mm
2pcs 804312

INTERNAL

47x100 mm
2pcs 804313

MAGNIFYING LENS



1,5x 804406
2.0x 804407
2.5x 804408



TRIBE 9-13

804404



TECHNICAL DATA

4 PCS

- automatic
- variable: 4/9-13 DIN
- grinding mode
- TIG from >5A
- class: 1/1/1/2
- true color

LION

804790



TECHNICAL DATA

4 PCS

- automatic
- fix 11 DIN
- TIG from >5A
- class: 1/1/1/1

TIGER

802818



TECHNICAL DATA

2 PCS

- 11 DIN

ZEN

804021



6 PCS **B**

TECHNICAL DATA

- 11 DIN
- hand held

GLASS PROTECTION & SWEATBAND

GLASS PROTECTION - PROTEZIONE VETRO - PROTECTION VERRE - PROTECCIÓN VIDRIO - SCHUTZGLAS - VIDRO DE PROTEÇÃO



EXTERNAL

90x110 mm	x Tiger	802655
95x115,5 mm	x Tribe 9-13, Lion	804312

INTERNAL

41,5x96 mm	x Tribe 9-13, Lion	804411
------------	--------------------	--------

6 PCS **B**

ADIACTINIC LENS - VETRO INATTINICO - VERRE INACTINIQUE - CRISTALE INACTÍNICO - BLENDSCHUTZGLAS - VIDRO DE ADIACTÍNICO



51x107mm x ZEN, Tiger 802575

6 PCS **B**

WELDING HELMET SWEATBAND - FASCETTA ANTISUDORE PER MASCHERE

804099



6 PCS **B**



WELDING HELMET BACKPACK

6 PCS

x Vantage, Jaguar, Stream, Tribe, Lion, Tiger
804214



ALABAMA

FLAME RETARDANT WELDING HOOD • CAPPuccio IGNIFUGO DI SALDATURA
• CAPUCHE IGNIFUGE DE SOUDAGE • CAPUCHA IGNÍFUGA PARA SOLDAR
• FEUERHEMMEDE SCHWEISSERHAUBE • CAPUZ DE SOLDADOR IGNÍFUGO

803536



100% COTTON (260 GSM)

HEAT & SPARK
RESISTANT

SCREENS

SCHERMI • ÉCRANS • PANTALLAS • SCHIRME • SEPARADORES DE PROTEÇÃO



Protective screen with support kit

- Kit schermo protettivo con supporto
- Kit support écran de protection avec support
- Kit pantalla de protección con soporte
- Schutzschirm-Kit mit Halterung
- Kit separador de proteção com suporte

RED

rosso • rouge • rojo • rot • vermelho
803508

GREEN

verde • vert • verde • grün • verde
803509



Protective screen

- schermo protettivo • écran de protection
- pantalla de protección • Schutzschirm
- Separador de proteção

1740x1740MM

UP TO 300°C

RED

rosso • rouge • rojo • rot • vermelho
802676

UP TO 300°C

GREEN

verde • vert • verde • grün • verde
802677

BLANKETS

COPERTE • COUVERTURES • MANTAS • SCHWEISSDECKEN • MANTAS DE PROTEÇÃO

Heat resistant blanket • Coperta anti-calore • Couverture anti-chaueur • Protector anti-calor • Hitzeschutzdecke • Manta anticolor



XL

UP TO 550°C

White • bianca • blanche • blanca • weiß • branco
1950x2000mm
804136



UP TO 1100°C

White • bianca • blanche • blanca • weiß • branco
1500x1900mm
802679



ANTISTATIC
SOFT

UP TO 1300°C

Black • nero • noir • negro • schwarz • preto
1800x2000mm
804135

EL PASO

LEATHER WELDING JACKET - GIACCA PER SALDATURA IN PELLE - VESTE EN CUIR POUR SOUDAGE - CHAQUETA DE PIEL PARA SOLDADURA - SCHWEISSERJACKE AUS LEDER - CASACO EM PELE PARA SOLDADURA

ONE SIZE 600x800 MM

804370



HEAVY DUTY

Usa intensivo · usage intensif
· uso intensivo · Strapazierfähig
· utilização intensiva

HIGH QUALITY

Alta qualità · haute qualité · alta calidad
· Qualitativ Hochwertig · alta qualidade



HEAT & SPARK RESISTANT

Resistente a calore & scintille · résistante à la chaleur et aux étincelles · resistente al calor y a las chispas · Hitze- & Funkenbeständig · Resistente ao calor e às faíscas



FRONT



GREAT PROTECTION

Elevata protezione · haute protection · elevada protección · erhöhter Schutz · alta protecção



ARAMID THREAD STITCHING

Cucitura in filo aramidico · coutures en fil aramide · costuras de hilo de aramida · Nähte aus Aramidgarn · costura de fio de aramida



INSIDE POCKET

Tasca interna · poche intérieure · bolsillo interior · inntentasche · bolso interior



BACK

COTTON BACK FOR BETTER BREATHABILITY

Retro in cotone per maggiore traspirabilità · dos en coton pour une meilleure respirabilité · parte posterior de algodón para una mayor transpirabilidad · rücken aus baumwolle für mehr atmungsaktivität · parte traseira de algodão para uma maior respirabilidade

WYOMING

WELDING JACKET - GIACCA PER SALDATURA - VESTE POUR SOUDAGE - CHAQUETA PARA SOLDADURA - SCHWEISSERJACKE - CASACO PARA SOLDADURA

SIZE M 802822

SIZE L 802823

SIZE XL 802824

SIZE XXL 804808

100% COTTON (260 GSM)



HEAT & SPARK RESISTANT

Resistente a calore & scintille · résistante à la chaleur et aux étincelles · resistente al calor y a las chispas · Hitze- & Funkenbeständig · Resistente ao calor e às faíscas



GREAT PROTECTION

Elevata protezione · haute protection · elevada protección · erhöhter Schutz · alta protecção



ARAMID THREAD STITCHING

Cucitura in filo aramidico · coutures en fil aramide · costuras de hilo de aramida · Nähte aus Aramidgarn · costura de fio de aramida

DURANGO

WELDER'S APRON - GREMBIULE PER SALDATURA - TABLIER DE SOUDAGE - DELANTAL PARA SOLDADURA - SCHWEISSERSCHÜRZE - AVENTAL DE SOLDADURA

ONE SIZE 595x880mm

804369



HEAVY DUTY

Usa intensivo · usage intensif
· uso intensivo · Strapazierfähig
· utilização intensiva

HIGH QUALITY

Alta qualità · haute qualité · alta calidad
· Qualitativ Hochwertig · alta qualidade



HEAT & SPARK RESISTANT

Resistente a calore & scintille · résistante à la chaleur et aux étincelles · resistente al calor y a las chispas · Hitze- & Funkenbeständig · Resistente ao calor e às faíscas



ADJUSTABLE STRAPS

Bretelle regolabili · bretelles réglables · tirantes ajustables · Einstellbare Träger · correias ajustáveis



FAST RELEASE BUCKLE

Fibbia a sgancio rapido · boucle rapide · hebilla de desenganche rápido · Schnellverschluss · fivela de abertura rápida



MULTI-SIZE POCKETS

Tasche multi-formato · poches multi-format · bolsillos multiformato · Taschen in verschiedenen Größen · bolsos multi-tamanho



ARAMID THREAD STITCHING

Cucitura in filo aramidico · coutures en fil aramide · costuras de hilo de aramida · Nähte aus Aramidgarn · costura de fio de aramida



PROFESSIONAL GLOVES

MONTANA

804336
SIZE: 10



SUGGESTED FOR MMA



FEATURES:



GENUINE LEATHER, STRONG AND DURABLE (SPLIT COWHIDE)

Vera pelle robusta e resistente (crosta bovina) - Véritable cuir, robuste et résistant (croûte de bovin) - Piel auténtica, robusta y resistente (serraje de ternero) - Echtes Leder, robust und widerstandsfähig (Crustleder vom Rind) - Couro genuíno, robusto e resistente (pele bovina curtida)

REINFORCED SEAM IN LEATHER WITH DOUBLE STITCHING

Bordo rinforzato in pelle con doppia cucitura - Bord renforcé en cuir à double couture - Borde reforzado en piel con doble costura - Verstärkter Rand aus Leder mit Doppelnäht - Bainha reforçada em pele com dupla costura

INNER, COTTON LINING

Fodera interna in cotone - Doublure intérieure en coton - Forro interno de algodón - Innenfutter aus Baumwolle - Forro interno em algodão

REINFORCED PALM

Palmo rinforzato - Paume renforcée - Palma reforçada - Verstärkte Handfläche - Palma reforçada

MONTANA PLUS

804337
SIZE: 10



SUGGESTED FOR MMA & MIG-MAG



OREGON SKIN

804776
SIZE: 10



SUGGESTED FOR TIG LOW CURRENT



GENUINE SOFT AND DURABLE LEATHER (SHEEPSKIN)

Vera pelle morbida e resistente (pelle di pecora) - Véritable cuir doux et résistant (peau de mouton) - Piel auténtica, suave y resistente (piel de oveja) - Echtes weiches und strapazierfähiges Leder (Schafsleder) - Couro genuíno, macio e resistente (pele de carneiro)

HIGH SENSITIVITY AND DEXTERITY

Elevata sensibilità e maneggevolezza - Sensibilité et maniabilité élevées - Alta sensibilidad y maniabilidad - Hohe Sensibilität und Handhabung - Alta sensibilidade e manuseio

ARAMID THREAD STITCHING

Cucitura in filo aramidico - Coutures en fil aramide - Costuras de hilo de aramida - Nähte aus Aramidgarn - Costura de fio de aramida

OREGON PRO

804777 804779
SIZE: 10 SIZE: 11



SUGGESTED FOR TIG HIGH CURRENT



INNER, COTTON LINING

Fodera interna in cotone - Doublure intérieure en coton - Forro interno de algodón - Innenfutter aus Baumwolle - Forro interno em algodão

DAKOTA PRO

804778
SIZE: 10

NEW



SUGGESTED FOR MIG-MAG



GENUINE SOFT AND DURABLE LEATHER (GOATSKIN)

Vera pelle morbida e resistente (pelle di capra) - Véritable cuir doux et résistant (peau de chèvre) - Piel auténtica, suave y resistente (piel de cabra) - Echtes weiches und strapazierfähiges Leder (Ziegenleder) - Couro genuíno, macio e resistente (pele de cabra)

REINFORCED SEAM IN LEATHER WITH DOUBLE STITCHING

Bordo rinforzato in pelle con doppia cucitura - Bord renforcé en cuir à double couture - Borde reforzado en piel con doble costura - Verstärkter Rand aus Leder mit Doppelnäht - Costura reforçada em couro com costura dupla

REINFORCEMENTS ON THE BACK AND PALM

Rinforzi sul dorso e sul palmo - Renforts sur le dos et la paume - Refuerzos en el dorso y la palma - Verstärkungen auf dem Handrücken und der Handfläche - Reforços no dorso e na palma

INNER, COTTON LINING

Fodera interna in cotone - Doublure intérieure en coton - Forro interno de algodón - Innenfutter aus Baumwolle - Forro interno em algodão

ALL GLOVES COMPLY WITH STANDARDS: EN 420, EN 12477, EN 407, EN 388.



ELECTRODES

ELETTRODI • ELECTRODES • ELECTRODOS • ELEKTRODEN • ELETRODOS



RUTILE • RUTILI • RUTILES • RUTILOS • RUTIL • RÚTILOS

■ STEEL • ACCIAIO • ACIER • ACERO • STAHL • AÇO

AWS 5.1 E6013

Ø 1,6mm	15pcs	804564	
Ø 2mm	15pcs	804565	
Ø 2,5mm	15pcs	804566	
Ø 3,2mm	10pcs	804567	
Ø 4mm	8pcs	804568	

BASIC • BASICI • FONTE • BÁSICOS • BASISCHE • BÁSICOS

■ STEEL • ACCIAIO • ACIER • ACERO • STAHL • AÇO

AWS 5.1 E7018

Ø 2,5mm	10pcs	804569	
Ø 3,2mm	8pcs	804570	

RUTILE • RUTILI • RUTILES • RUTILOS • RUTIL • RÚTILOS

■ STAINLESS STEEL • ACCIAIO INOSSIDABILE • ACIER INOXYDABLE • ACERO INOXIDABLE • ROSTFREIER STAHL • AÇO INOX

AWS 5.4 E316 L-16/17

Ø 2,5mm	10pcs	804571	
Ø 3,2mm	8pcs	804572	



RUTILE • RUTILI • RUTILES • RUTILOS • RUTIL • RÚTILOS

■ STEEL • ACCIAIO • ACIER • ACERO • STAHL • AÇO

AWS 5.1 E6013

Ø 2 mm	2,5 kg	(227 pcs)	802737	
Ø 2,5 mm	2,5 kg	(143 pcs)	802739	
Ø 3,2 mm	4 kg	(125 pcs)	802749	

BASIC • BASICI • FONTE • BÁSICOS • BASISCHE • BÁSICOS

■ STEEL • ACCIAIO • ACIER • ACERO • STAHL • AÇO

AWS 5.1 E7018

Ø 2,5 mm	2,5 kg	(119 pcs)	802748	
Ø 3,2 mm	4 kg	(110 pcs)	802947	

CARBON ELECTRODES - GOUGING

Ø 8 mm	300mm	(5 pcs)	802803
Ø 10 mm	300mm	(5 pcs)	802305

TIG BLADE

TUNGSTEN ELECTRODE GRINDER

SEE PAG. 41

804974

NEW



Ø mm	1,0 • 1,6 • 2,0 • 2,4 • 3,2		DUST PROTECTION
	10° • 15° • 20° • 22,5° • 25°	6 SPEED	RPM 5.000-30.000

TIG RODS

BACCHETTE TIG • BAGUETTES TIG • VARILLAS TIG • WIG STÄBE • HASTES TIG



STAINLESS STEEL 308L

Ø 1.6x500mm	0.5kg	62 pcs	804364	
Ø 2.0x500mm	0.5kg	40 pcs	804365	

ALUMINIUM ALMG5 (5356)

Ø 2.0x500mm	0.3kg	66 pcs	804368	
-------------	-------	--------	--------	--

Q.TY FOR SALES BY MULTIPLE OF:
Q.TA' DI VENDITA PER MULTIPLI DI:

2 pcs	4 pcs	5 pcs	6 pcs	8 pcs	10 pcs	12 pcs	blister

WIRE COILS

BOBINE FILO • BOBINES FIL • BOBINAS HILO • DRAHTSPULEN • BOBINAS DE FIO



Ø wire (mm)	Weight (kg)	Ø external (mm)	Ø internal (mm)
-------------	-------------	-----------------	-----------------

1 FLUX CORED WIRE • FILO ANIMATO • FIL FOURRÉ • HILO DE HALMA • FÜLLDRAHT • FIO FLUXADO

0,8	0,8	100	16	802208
0,8	3	200	50	802181
0,9	0,8	100	16	802179
0,9	3	200	50	802188
1,2	0,8	100	16	802145
1,2	3	200	50	802146

2 STEEL • ACCIAIO • ACIER • ACERO • STAHL • AÇO

0,6	0,8	100	16	802132
0,6	5	200	50	802395
0,8	0,8	100	16	802133
0,8	5	200	50	802396
0,8	15	300	50	802682
1	15	300	50	802683

3 STAINLESS STEEL • ACCIAIO INOX • ACIER INOX • ACERO INOX • INOX STAHL • AÇO INOX

0,8	0,5	100	16	802051
0,8	1	100	16	802061

4 ALUMINIUM • ALLUMINIO • ALUMINIUM • ALUMINIO • ALUMINIUM • ALUMÍNIO

AlMg ₅	0,8	0,45	100	16	802062
AlMg ₅	1	0,45	100	16	802064
AlMg ₅	1	2	200	50	804069
AlSi	1	2	200	50	804072

5 BRAZING WIRE • FILO PER BRASATURA • FIL POUR BRASAGE • HILO PARA COBRESOLDADURA • LÖTDRÄHT • FIO PARA BRASAGEM

CuSi ₃	0,8	0,8	100	16	802495
CuSi ₃	0,8	3	200	50	802434

GAS BOTTLES

BOMBOLE GAS • BOUTEILLES GAZ • BOMBONAS GAS • GASFLASCHEN • GARRAFAS DE GÁS



THROWAWAY • A PERDERE • JETABLE • NO RECUPERABLE • EINWEG • DESCARTÁVEL
 CO₂ 1l 802038
 ARGON CO₂ 1l 802048
 ARGON 1l 802050

12 PCS

ANTI-STICK SPRAY

SPRAY ANTI-ADHÉRENCE • SPRAY ANTIADHERENTE • ANTIHAFT-SPRAY • SPRAY ANTIADERENTE



NO SILICON
804209

12 PCS

MIG/MAG CONSUMABLES

CONSUMABILI MIG/MAG • CONSOMMABLES MIG/MAG • CONSUMIBLES MIG/MAG • MIG/MAG VERBRAUCHSMATERIAL • CONSUMIVEIS MIG/MAG

		TW160 MAXIMA 160	TW180 MAXIMA 190	MT15 MAXIMA 200, 230, TECHNOMIG 180, 210, 215, 225, TECHNOMIG 233 TREO
A	CONTACT TIPS • TUBETTI DI CONTATTO • TUBES CONTACT • TUBITOS DE CONTACTO • KONTAKTRÖHRCHEN • BICOS P. • FIO SOLDADURA			
	Fe, SS Ø 0,6mm 5 PCS 804084	■	■	■
	Fe, SS Ø 0,8mm 5 PCS 804085	■	■	■
	Al, Flux Ø 0,8mm 5 PCS 804087	■	■	■
	Al Ø 1mm Flux Ø 0,9mm 5 PCS 804086	■	■	■
	Al, Flux Ø 1,2mm 5 PCS 804088	■	■	■
B	CONICAL NOZZLES • UGELLI CONICI • BECS CONIQUES • INYECTORES CONICOS • KONISCHE GASDÜSEN • BOCAIS CÔNICOS			
	804090 2 PCS	■	■	■
C	CYLINDRICAL NOZZLES • UGELLI CILINDRICI • BECS CYLINDRIQUES • INYECTORES CILINDRICOS • ZYLINDRISCHE DÜSEN • BOCAIS CILÍNDRICOS			
	804091 2 PCS	■	■	■
D	SPRINGS • MOLLE • RESORTS • MUELLES • FEDER • MOLAS			
	804092 5 PCS	■	■	■

MIG/MAG CONSUMABLES

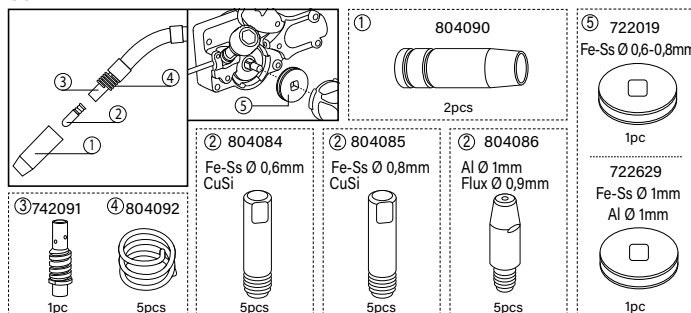
MIG READY BOX C

804149

- TW160
- TW180
- MT15 (Maxima - Telmig - Technomig 180 - 210)



CONTENT



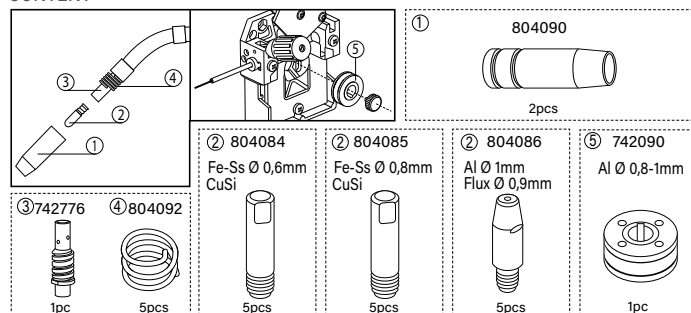
MIG READY BOX F

804168

- MT15 (Technomig 215, 225)



CONTENT



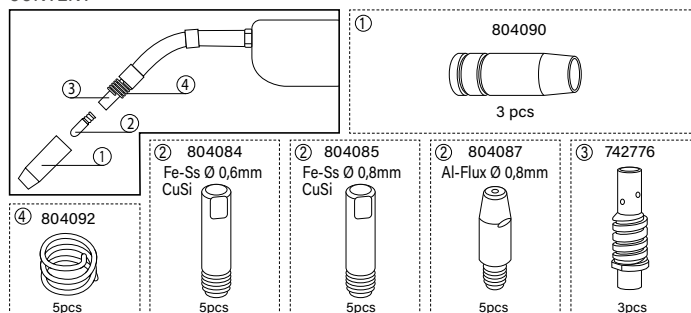
CONSUMABLES BOX FOR MIG TORCHES

804137

- MT15



CONTENT



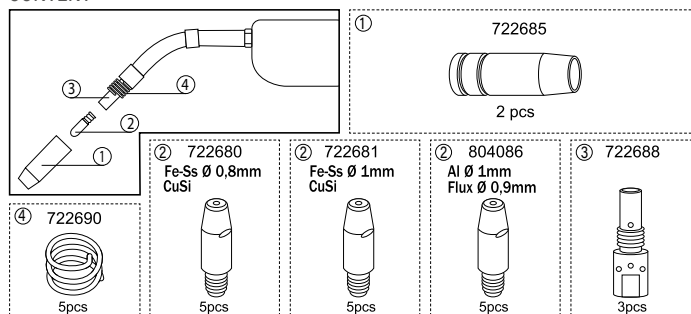
CONSUMABLES BOX FOR MIG TORCHES

804152

- MT25



CONTENT





TIG CONSUMABLES BOXES

CONSUMABLES BOX FOR TIG TORCHES ST17-ST26

804138

TIG TORCH ST17

Technology Tig 222

TIG TORCH ST26

Technology Tig 222, 230

Superior Tig, Supertig



CONTENT

DC	Ø 1,6mm	802222		1pc
AC	Ø 1,6mm	802235		1pc
	Ø 2,4mm	802236		1pc
802250	Ø 1,6mm	1pc		
802251	Ø 2,4mm	1pc		
802244	N.4	1pc		
802245	N.6	1pc		
722192		1pc		
802240	Ø 1,6mm	3pcs		
802241	Ø 2,4mm	3pcs		

CRYSTAL BOXES FOR TIG TORCHES ST17-ST18-ST26



CRYSTAL CHAMPAGNE BOX

Ø 1,6 mm 804202

Ø 2,4 mm 804203

CRYSTAL CLEAR CUP - BOX

Ø 1,6 mm 804204

Ø 2,4 mm 804205

CRYSTAL CLEAR CUP - LONG - BOX

Ø 1,6 mm 804206

Ø 2,4 mm 804207

PLASMA CONSUMABLES BOXES

CONSUMABLES BOXES



PH TORCH

804415

PK TORCH

804416

PH PERFORMANCE TORCH

804417

PV TORCH

804108

SPECIAL CONSUMABLES BOXES



CONSUMABLES BOX HORIZONTAL CUT 70

x PV - PV 105

804376

CONSUMABLES BOX HORIZONTAL CUT 105

x PV 105

804377

CONSUMABLES BOX PV XLONG

x PV - PV 105

804354

MAGNETIC HOLDERS

POSIZIONATORE MAGNETICO - POSITIONNEUR MAGNÉTIQUE - ESCUADRA MAGNÉTICA - MAGNETHALTER - SUPORTE MAGNÉTICO

<div style="display: flex; flex-direction: column; align-items: center;"> <div style="text-align: center;"> <p>23 kg max DRAGGING</p> </div> <div style="text-align: center;"> <p>13 kg max LIFTING</p> </div> </div>	<div style="display: flex; flex-direction: column; align-items: center;"> <div style="text-align: center;"> <p>34 kg max DRAGGING</p> </div> <div style="text-align: center;"> <p>19,5 kg max LIFTING</p> </div> </div>	<div style="display: flex; flex-direction: column; align-items: center;"> <div style="display: flex; justify-content: space-around; width: 100%;"> 15°45°60°90° </div> <div style="text-align: center;"> <p>9 kg max DRAGGING</p> </div> <div style="text-align: center;"> <p>6 kg max LIFTING</p> </div> <div style="display: flex; justify-content: space-around; width: 100%;"> 45°90° </div> <div style="text-align: center;"> <p>13 kg max DRAGGING</p> </div> <div style="text-align: center;"> <p>9 kg max LIFTING</p> </div> </div>
<p>45°, 90°, 135° 802583</p> <p>6 PCS </p>	<p>45°, 90°, 135° 804130</p> <p>6 PCS </p>	<p>15°, 45°, 60°, 90° - 804131 Multi-purpose kit - Kit multiuso - Kit multiusages - Kit multiuso - Mehrweckkit - Kit multiusos</p> <p>6 PCS </p>

MAGNETIC HOLDER ON/OFF SWITCH - POSIZIONATORE MAGNETICO ON/OFF - POSITIONNEUR MAGNÉTIQUE ON/OFF - ESCUADRA MAGNÉTICA CON INTERRUPTOR ON/OFF - MAGNETHALTER MIT EIN/AUSSCHALTER - POSICIONADOR MAGNÉTICO COM INTERRUPTOR ON/OFF

<div style="display: flex; flex-direction: column; align-items: center;"> <div style="text-align: center;"> <p>40 kg max DRAGGING</p> </div> <div style="text-align: center;"> <p>22,5 kg max LIFTING</p> </div> </div> <p>ON/OFF</p>	<div style="display: flex; flex-direction: column; align-items: center;"> <div style="text-align: center;"> <p>70 kg max DRAGGING</p> </div> <div style="text-align: center;"> <p>40 kg max LIFTING</p> </div> </div> <p>ON/OFF</p>	<div style="display: flex; flex-direction: column; align-items: center;"> <div style="text-align: center;"> <p>ON OFF</p> </div> <div style="display: flex; justify-content: space-around; width: 100%;"> <div style="text-align: center;"> <p>ON</p> </div> <div style="text-align: center;"> <p>OFF</p> </div> </div> </div> <div style="display: flex; flex-direction: column; align-items: center;"> <div style="text-align: center;"> <p>Square Tubing</p> </div> <div style="text-align: center;"> <p>Metal Plates</p> </div> <div style="text-align: center;"> <p>Round Tubing</p> </div> </div>
<p>45°, 90°, 135° 804255</p> <p>6 PCS </p>	<p>45°, 90°, 135° 804256</p> <p>6 PCS </p>	

WELDING MARKER

MATITA CON GESSO IN STEATITE - CRAYON AVEC CRAIE EN STÉATITE - LÁPIZ CON TIZA DE ESTEATITA - SCHWEISSERKREIDE AUS SPECKSTEIN - CANETA PORTA-GIZ DE ESTEATITE

SOAPSTONE - GESSI IN STEATITE - CRAIES EN STÉATITE - TIZAS DE ESTEATITA - KREIDEN AUS SPECKSTEIN - GIZ EM ESTEATITE

804252

6 PCS

HIGH QUALITY ALUMINIUM

IDEAL FOR MARKING ON STEEL, IRON AND ALUMINIUM

KNURLED SURFACE FOR BETTER GRIP

ROUND STEATITE CHALK INCLUDED

127mm

Ø 6,3mm

6 PCS

10 pcs
804253

MAGNETIC TORCH HOLDERS

PORTA TORCIA MAGNETICO - SUPPORT MAGNÉTIQUE - SOPORTE PARA ANTORCHA MAGNÉTICO - MAGNETISCHER BRENNERHALTER - SUPORTE MAGNÉTICO PARA TOCHA

804128

6 PCS

MIG-MAG TORCH
804128

804127

6 PCS



TIG TORCH
804127



OTHERS ACCESSORIES



ELECTRODE HOLDERS • PINZE PORTAELETTRODI • PINCES PORTE ELECTRODES • PINZAS PORTAELECTRODOS ELEKTRODENZANGEN • PORTA-ELÉTRODOS

DALLAS 300 A
 Ø max 25 mm²
 802609
 CARDBOARD
 802769

B 6 PCS

DALLAS 400 A
 Ø max 50 mm²
 802539
 CARDBOARD
 802770

B 6 PCS

DALLAS 600 A
 Ø max 70 mm²
 CARDBOARD
 802785




B 6 PCS

WAGGA 300 A
TWIST & LOCK
 Gira e chiudi • Tourner et fermer • Girar y cerrar
 • Drehen und schließen • Vire e feche
 Ø max 25 mm²
 CARDBOARD
 804247




B 6 PCS

EARTH CLAMPS • MORSETTI PER MASSA • BORNES POUR MASSE • BORNES PARA TIERRA • MASSEKLEMMEN • PINÇAS DE MASSA

COLORADO 150 A
 Ø max 16 mm²
 802532



B 6 PCS

TOLEDO 300 A
 Ø max 25 mm²
 802533



B 6 PCS

TOLEDO 400 A
 Ø max 70 mm²
 802534



B 6 PCS

TOLEDO 600 A
 Ø max 95 mm²
 802535



B 6 PCS

CORDOBA 500 A
 "C"
 Ø max 70 mm²
 802536



B 6 PCS

CHIPPING HAMMER • MARTELLINA • MARTEAU À PIQUER • MARTELLINA • KLEINER HAMMER • PICADEIRAS

WOODEN HANDEL
 Manico in legno
 • Manche en bois
 • Mango de madera
 • Holzgriff • Picadeira
 punho madeira
 802540



B 6 PCS

METAL HANDEL
 Manico in ferro
 • Manche en fer
 • Mango de hierro
 • Metallgriff
 • Picadeira punho
 metal
 802543



B 6 PCS

SLAG REMOVER

Escoriatore
 • Excoriateur
 • Excoriador
 • Schlackenhammer
 • Escova de arame
 pequena
 802541



B 6 PCS

METAL BRUSH

Spazzola metallica
 • Brosse métallique
 • Cepillo metálico
 • Drahtbürste
 • Escova de arame
 802542



B 6 PCS

MULTIPURPOSE WELD PLIER

**Pinza di saldatura
 multiuso • Pince
 de soudage multi-
 fonctionnelles • Pinça
 de soldadura multiuso
 • Mehrzweck-
 schweißen Zange
 • Pinça de soldadura
 multiusos
 804109**



B 6 PCS

CHARGING CLAMPS • PINZE DI CARICA • PINCES DE CHARGE • PINZAS DE CARGA • LADEKLEMMEN • PINÇAS DE CARGA

Red • rosso • rouge • rojo • rot • vermelho (+)

COLORADO 40 A 804056
COLORADO 60 A 804118
COLORADO 150 A 802531





B 6 PCS

Black • nero • noir • negro • schwarz • preto (-)

COLORADO 40 A 804057
COLORADO 60 A 804119
COLORADO 150 A 802532





B 6 PCS

BATTERY TERMINALS EXTRACTOR

**Estrattore per morsetti
 batteria • Extracteur pour
 bornes batterie • Extractor
 para bornes batería • Abzieher
 für Batterieklemmen • Extrator
 de bornes
 802521**



B 6 PCS

ATLAS MALE PLUGS (2 PCS)
 Spinotti maschi • Fiches mâles
 • Pasadores machos
 • Steckerstifte • Ligadores macho
 x 25 mm² 802558
 x 50 mm² 802559



B 6 PCS

CABLE LUGS (2 PCS)
 Capicorda ad occhio • Cosses
 à oeillet • Terminales ojete
 • Kabelösen • Terminais de cabo
 x 25 mm² 802556
 x 50 mm² 802563



B 6 PCS

WELDING CABLES
 Cavo saldatura • Câble soudage
 • Cable soldadura • Schweißkabel
 • Cabo soldadura
 x 10 mm² 802574
 x 16 mm² 802560
 x 25 mm² 802561



B 6 PCS



ACCESSORIES IN BULK

ACCESSORI SFUSI • ACCESSOIRES SANS BLISTER • ACCESORIOS SIN BLISTER • LOSE ZUBEHÖRE • ACESSÓRIOS SEM BLISTER

ELECTRODE HOLDERS • PINZE PORTAELETTRODI
PINCES PORTE ELECTRODES • PINZAS PORTAELECTRODOS
ELEKTRODENZANGEN • PORTA-ELÉTRÓDOS



A DALLAS	300 A	∅ max 25 mm ²	804170	10 PCS
B DALLAS	400 A	∅ max 50 mm ²	804171	10 PCS
C DALLAS	600 A	∅ max 70 mm ²	804172	10 PCS

POSITIVE CLAMPS • PINZE POSITIVO • PINCES POSITIF • PINZAS POSITIVO • POSITIVE KLEMMEN • PINÇAS POSITIVO



COLORADO	40 A		804173	10 PCS	ARIZONA	70 A		804175	10 PCS	KANSAS	250 A		804194	6 PCS
COLORADO	60 A		804190	10 PCS	ASPEN	200A		804400		TUCSON	1000 A		804548	6 PCS
COLORADO	150 A	∅ max 16 mm ²	804174	10 PCS										

NEGATIVE CLAMPS • PINZE NEGATIVO • PINCES NEGATIVE • PINZAS NEGATIVO • NEGATIVE KLEMMEN • PINÇAS NEGATIVO



COLORADO	40 A		804177	10 PCS	ARIZONA	70 A		804179	10 PCS	KANSAS	250 A		804195	6 PCS
COLORADO	60 A		804191	10 PCS	ASPEN	200A		804401		TUCSON	1000 A		804549	6 PCS
COLORADO	150 A	∅ max 16 mm ²	804178	10 PCS										

EARTH CLAMPS • PINZE DI MASSA • PINCES DE MASSE • PINZAS DE MASA • MASSEKLEMMEN • PINÇAS DE MASA



COLORADO	150 A	∅ max 16 mm ²	804178	10 PCS	TOLEDO	250 A	∅ max 25 mm ²	804181	10 PCS	CORDOBA	500 A	∅ max 70 mm ²	804185	6 PCS
					TOLEDO	300 A		804182	10 PCS					
					TOLEDO	400 A	∅ max 70 mm ²	804183	10 PCS					
					TOLEDO	600 A	∅ max 95 mm ²	804184	10 PCS					


ATLAS QUICK CONNECTORS

SOCKETS • PRESE • PRISES • ENCHUFES • STECKDOSE • TOMADAS




D	25 mm ²	804196
E	50 mm ²	804197
F	70/95 mm ²	804198

PLUGS • SPINE • FICHES • ENCHUFES • STECKER • FICHAS



G	25 mm ²	804199
H	50 mm ²	804200
I	70 mm ²	804201
J	95 mm ²	804218

BRUSHES • SPAZZOLE • BROSSES • CEPILLOS • BÜRSTEN • ESCOVAS



804186
Slag remover • Escoriatore-spazzola • Marteau-brosse • Excoriador-cepilla • Schlackenhammer • Escova de arame pequena

804187
Metal brush • Spazzola metallica • Brosse métallique • Cepillo metálico • Drahtbürste • Escova de arame

HAMMERS • MARTELINE • MARTEAUX • MARTELLINAS • HAMMER • PICADEIRAS



804192
Wooden chipping hammer • Martellina con manico in legno • Marteau à piquer avec manche en bois • Martellina con mango de madera • Hammer mit Holzgriff • Picadeira punho madeira

804193
Metal chipping hammer • Martellina con manico in ferro • Marteau à piquer avec manche en fer • Martellina con mango de hierro • Hammer mit metall Griff • Picadeira punho metal



TROLLEYS

CARRELLI · CHARIOTS · CARROS · WAGEN · CARRINHOS

WELDING

463x285mm



MAX
20 l
4m³



AMERICA (900x410x820mm)
803084
x Infinity Tig 225, Maxima 160, 190, 200, Technomig 180, 210, Technology Tig Superior Tig, Puller, Digital Puller, Digital Car Spotter, Digital Spotter 7000, Smart Inductor 5000, Superior Plasma 70

672x310mm



COSMOPOLITAN (1130x430x840mm)
803079
x Superior 400, Technomig 215, 260, 240 Wave, Technology Tig 202, 222, 230, Superior Tig 251, 311

350x230mm



MAX
20 l
4m³



ARCTIC (590x400x1100mm)
803059
x Maxima 160, 190, 200, Technomig 180, 210, Technology Tig 202, 222, 230, Superior Tig 251, 311

416x235mm



MAX
20 l
4m³



EUROPA (940x480x1180mm)
803073
x Superior 400, Technomig 215, 260, 240 Wave, Supertig 302, Superior Plasma 100

848x210mm



MONDIAL (530x480x1080mm)
803072
x Superior 400, Supertig 302

481x201mm



829x260mm

FEDERAL (980x500x1040mm)
803091
x Supermig i

CHARGING & STARTING

600x300mm



CONTINENTAL (965x550x850mm)
803064
x Linear i, Superior Plasma 160

740x300mm



UNIVERSAL (1150 x 590 x 1200mm)
803092
x Superior Tig 422, 422 Wave

593x300mm



DIAGNOSTIC (770x565x895mm)
803107
x Doctor Charge 50, 55 Connect, Doctor Charge 130

NEW



DIAGNOSTIC (770x565x895mm)
804488
x Doctor Charge 155 Connect

INSTRUMENTATION



OSCILLOSCOPE - 802401
Osciloscopio - oscilloscope
· Osciloscopio · Oszilloskop
· Osciloscópio



VARIAC (230V - 1 PH)
802402

AUTOTRANSFORMER (3PH)

ATT 150 - 802685
(208V-230V → 400V 15kVA)
x Superior Tig 421



MMA WELDING KITS

KIT SALDATURA MMA - KIT SOUDAGE MMA - KIT SOLDADURA MMA - MMA SCHWEISSKIT - KIT DE SOLDADURA MMA



16mm² 3+2 m AX25 - 801096
x Infinity 170, 172, 200, 220, Maxima 200, 230, Tecnica 171/S, 188 MPGE, 211/S, Technomig 210, 215, 225, Technomig 233 Treo, Tecnica Tig 190, Technology Tig 202



25mm² 4+3 m AX50 - 801081
x Maxima 270, Infinity Tig 225, Linear 350i, Technology 186 XT, 236 XT, 238 XT, Advance Tig 227 XT, Superior 250, 320, Electromig 300, 330 Wave, Technomig 240, 241 Wave, 260, 265 Dual Synergic, Technology Tig 222, 230, Superior Tig 251, 311, Supertig 302

35mm² 4+3 m AX50 - 801095
x Electromig 400, 450, 550

50mm² 4+3 m AX50 - 801093
x Linear 450i, Superior 400 CE, Superior Tig 421



70mm² 4+3 m AX70 - 801106
x Linear 500i XD

GOUGING KIT

70mm² 4+3 m AX70 - 802666
x Superior 400, Linear 500i XD, Linear 430 HD, 530 HD,

EARTH CLAMPS WITH CABLES



3 m 25mm² AX50 - 804122
x Technology Tig 202, 222, 230, Superior Tig 251, 311, Supertig 302, Superior 250, 320

3m 50mm² AX50 - 804125
x Superior 400

3m 35mm² AX50 - 804217
x Maxmig 450i, Supermig 450i, Superior Tig 422 Wave

3m 70mm² AX70 - 804222 x Supermig 500i XD

ELECTRODE HOLDERS WITH CABLE

3m - 16 mm² AX25 - 804121
x Maxima 200, 230, Technomig 215, 233 Treo, Tecnica 190 Tig, Technology Tig 202

4 m - 25 mm² AX50 - 804123
x Maxima 270, Infinity Tig 225, Advance 227 XT, Technomig 240, 241, 260, 265, Electromig 300, Electromig 330 Wave, Superior 400, Technology Tig 230, 222, Superior Tig

4 m - 35 mm² AX50 - 804124
x Electromig 400, 450, Inverpulse 40.40, 60.30

4 m - 70 mm² AX70 - 804126
x Supermig 600i XD, Electromig 550, Inverpulse 60.40



REMOTE CONTROLS

COMANDI A DISTANZA - COMMANDES A DISTANCE - MANDOS A DISTANCIA - FERNANTRIEBE - CONTROLOS REMOTOS



RC-20 10 M CONTROL 2POT - 802336
x Infinity Tig 225, Technology Tig 202, 222, 230, Superior Tig, Superior 320, 400, Electromig 450, 550, Inverpulse 60.30, 60.40



FPC-200 10 M FOOT CONTROL - 804456
x Infinity Tig 225, Technology Tig 202, 222, 230, Superior Tig, Superior 320, 400

NEW

GRA WATER COOLING SYSTEMS

 GRA 90 802043 x PTE LCD, PCP LCD	 GRA 450 804270 x Superior Tig 422	 GRA 2700 804505 x Supermig 500i XD, Supermig 505i XD PULSE
 GRA 2800 804621 x Supermig 600i XD	 GRA 3300 802942 x Electromig 330 Wave, Inverpulse 40.40 Wave	 GRA 4000 802640 x Supertig 302, Superior tig 421
 GRA 4500 802790 x Superior Tig 311	 GRA 5500 804058 x Electromig 450, 550, Inverpulse 60.30, 60.40	 GRA 5505 804258 x Electromig 450, 550, Inverpulse 60.30, 60.40






	V _{1PH}	P	L	bar	(l/min)/kW	LxWxH	kg
	50-60Hz	W	L	bar	(l/min)/kW	mm	kg
GRA 90	230 - 1ph	180	5	3	0,95	255x240x710	15,2
GRA 450	230 - 1ph	180	4	3	0,6	730x305x215	16,2
GRA 2700	230 - 1ph	180	4	3	0,6	585x235x185	12
GRA 2800	230 - 1ph	180	4	3	0,6	660x270x240	14
GRA 3300	230 - 1ph	180	4	3	0,6	585x235x185	9
GRA 4000	230 - 1ph	180	4	3	0,6	585x235x185	12
GRA 4500	230 - 1ph	80	15	3	0,4	470x190x178	5,9
GRA 5500	230 - 1ph	180	4	3	0,6	585x235x185	9
GRA 5505 EXTRA POWER	230 - 1ph	180	4	3	0,75	585x235x185	9

COOLANT FOR COOLING SYSTEMS - FLUIDO REFRIGERANTE PER G.R.A. - LIQUIDE P. SYSTÈMES REFRIGERATION - LÍQUIDO P. SISTEMAS DE REFRIGERACION - KÜHLFLÜSSIGKEIT FÜR KÜHLSYSTEME - REFRIGERANTE PARA SISTEMAS DE REFRIGERAÇÃO



GAS REGULATORS

RIDUTTORI PRESSIONE • REDUCTEURS PRESSION • REDUCTORES PRESION • DRUCKMINDERER • REGULADORES DE PRESSÃO

	Max working pressure (bar)	Max flow rate (l/min)	Inlet thread
			
722120	130	5	M10x1
			
722341	230	12	Ø 21,8 x 1/14"
			
722119	230	12	Ø 21,8 x 1/14"
			
722114 (DK/N/NL/S/FI)	230	12	Ø 23,32 x 1/14"
			
722346	230	32	Ø 21,8 x 1/14"

GAS BOTTLE ADAPTORS

ADATTATORI BOMBOLA • ADAPTATEURS BOUTEILLE DE GAZ • ADAPTADORES BOMBONA • GASFLASCHE PASSTÜCKE • ADAPTADORES GARRAFA DE GÁS

			Bottle side thread	Regulator side thread
	GB/AU	432102	Ø 22,7 x 1/14"	Ø 21,5 x 1/14"
	IT/USA	432036	W24,32 x 1/14"	W21,7 x 1/14"
	DK/N/NL S/FI	432160	Ø 24,3 x 1/14"	Ø 21,8 x 1/14"
	RU/BY	432700	¾ GAS	Ø 21,5 x 1/14"

GAS KITS

CONNECTION KITS • KIT DI CONNESSIONE • KIT ATTELAGE • KIT CONEXION • ANSCHLUSSKIT • KIT CONEXÃO



802032
THROWAWAY BOTTLE • BOMBOLA A PERDERE • BOUTEILLE JETABLE • TANQUE NO RECUPERABLE • EINWEGFLASCHE • GARRAFA DESCARTÁVEL



802708
REFILLABLE BOTTLE • BOMBOLA RICARICABILE • BOUTEILLE RECHARGABLE • TANQUE RECARGABLE • AUFFÜLLBAREFLASCHE • GARRAFA RECARREGÁVEL



802067
INDUSTRIAL TYPE BOTTLE • BOMBOLA TIPO INDUSTRIALE • BOUTEILLE SÉRIE INDUSTRIELLE • BOMBONA TIPO INDUSTRIAL • INDUSTRIE GASFLASCHE • GARRAFA TIPO INDUSTRIAL

MIG-MAG WELDING KITS

KIT SALDATURA • KIT SOUDAGE • KIT SOLDADURA • SCHWEISSKIT • KIT SOLDADURA

STEEL • ACCIAIO • ACIER • ACERO • STAHL • AÇO



802147 - Ø 0,6mm
THROWAWAY BOTTLE • BOMBOLA A PERDERE • BOUTEILLE JETABLE • TANQUE NO RECUPERABLE • EINWEGFLASCHE • CILINDRO DESCARTÁVEL
 x Bimax 150i, Technomig Dual Synergic, Maxima 160, 190, 200 Synergic



802148 - Ø 0,6mm
REFILLABLE BOTTLE • BOMBOLA RICARICABILE • BOUTEILLE RECHARGABLE • TANQUE RECARGABLE • AUFFÜLLBAREFLASCHE • CILINDRO RECARREGÁVEL
 x Bimax 150i, Technomig Dual Synergic, Maxima 160, 190, 200 Synergic

STAINLESS STEEL • ACCIAIO INOX • ACIER INOX • ACERO INOXIDABLE • EDELSTHAL • AÇO INOX



802037 - Ø 0,8mm
 x Bimax 150i, Telmig 250/2, 281/2, Technomig Dual Synergic, Electromig 220 Synergic, Maxima 160, 190, Maxima 200, 230 Synergic, 270

ALUMINIUM

ALLUMINIO · ALUMINIUM · ALUMINIO · ALUMINIUM · ALUMÍNIO

802036 - Ø 0,8mm

x Bimax 150i, Maxima 160, 190 Synergic



802115 - Ø 0,8÷1mm

x Telmig 250/2, 281/2, Technomig 180, 210 Dual Synergic, Maxima 200, 230 Synergic, Maxima 270



802817 - Ø 0,8÷1mm

x Technomig 215, 225, 260, 265 Dual Synergic, Technomig 240, 241 Wave



802836 - Ø 0,8÷1mm

x Technomig 233 Treo



802663 - Ø 1÷1,2mm

x Electromig 300 Synergic, Mastermig 305i



802766 - Ø 1÷1,2mm

x Mastermig 270/2, Mastermig 275i



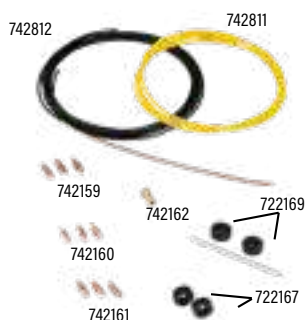
802273 - Ø 1÷1,6mm

x Mastermig 400, Mastermig 405i, Superior 400 CE VRD, Electromig 400, 450 Synergic, Electromig 330 Wave, Inverpulse 40.40 Wave



802409 - Ø 1÷1,6mm

x Electromig 450 AQUA, 550 (AQUA), Electromig 330 AQUA, Inverpulse 40.40 AQUA, 60.30, 60.40 (AQUA)



804397 - Ø 1÷1,6mm x Supermig 350i, 450i

804457 - Ø 1÷1,6mm x Supermig 500i, 600i XD, 505i XD



FLUX CORED WIRE

FILO ANIMATO · FIL FOURRE · HILO DE ALMA · FÜLLDRAHT · FIO FLUXADO



802466 - Ø 1,0÷1,6mm



























x Mastermig 400, Electromig 450 (AQUA)





















802276 - Ø 1,0÷2,4mm

x Electromig 550 (AQUA), Inverpulse Wave (AQUA)

804398 - Ø 1÷1,6mm x Supermig 350i, 450i

804458 - Ø 1÷1,6mm x Supermig 500i, 600i XD, 505i XD

PRODUCTS	BIMAX 140i	BIMAX 150i	MAXIMA 160	MAXIMA 190	TELMIG 250/2 TURBO	MAXIMA 200, MAXIMA 230
ACCESSORIES						
Torches Torçe • Torches • Sopletes • Brenner • Tochás	 TW120 2 m - 742988	 TW160 2 m - 742989	 TW160 2 m - 742402	 TW180 2,5 m - 742605	 MT15 3 m - 742180 4 m - 742181	 MT15 3 m - 742180 4 m - 742181
Contact Tips Tubetti di contatto Tubes contact • Tubitos de contacto • Kontaktrohrchen • Bicos fio soldadura	 Steel 20 pcs	— 0,6 - 722415 (▲) 0,8 - 722416 (▲)	0,6 - 722415 (▲) 0,8 - 722416 (▲)	0,6 - 722415 (▲) 0,8 - 722416 (▲)	0,6 - 722415 (▲) 0,8 - 722416 (▲) 01 - 722705 NO Maxima 200	0,6 - 722415 (▲) 0,8 - 722416 (▲) 01 - 722705 NO Maxima 200
	 Al-Flux 20 pcs	0,8 - 722556 (▲) 01 - 722552 (▲) (FLUX)	0,8 - 722556 (▲) 01 - 722552 (FLUX) (▲)	0,8 - 722556 (▲) 01 - 722552 (▲) 01,2 - 722553 (FLUX) (▲)	0,8 - 722556 (▲) 01 - 722552 (▲) 01,2 - 722553 (FLUX) (▲) mod. 200	0,8 - 722556 (▲) 01 - 722552 (▲) 01,2 - 722553 (FLUX) (▲) mod. 200
Conical Nozzles • Ugelli conici • Becs coniques • Inyectores conicos • konische Gasdüsen • Bocais cónicos	 10 pcs	—	722423 (▲)	722423 (▲)	722423 (▲)	722423 (▲)
Thin Headed Nozzles • Ugelli a testa fine • Becs à tête fine • Inyectores cabeza fina • verengte Düsen • Bocais ponta fina	 10 pcs	—	—	—	722151	722151
Cylindrical Nozzles • Ugelli cilindrici • Becs cylindriques • Inyectores cilindricos • zylindrische Düsen • Bocais cilindricos	 10 pcs	722149 (▲)	722149 (▲)	722149 (▲)	722149 (▲)	722149 (▲)
Riveting Nozzles • Ugelli puntatura chiodi • Becs pointageclous • Inyectores punteado clavos • Nägelpunktendüsen • Bocais para pontos	 10 pcs	—	—	—	722672	722672
Spot-welding Nozzles • Ugelli puntatura • Becs pointage • Inyectores punteado • Punktschweissdüsen • Bocais para pontos	 10 pcs	—	—	—	722150	722150
Liners • Guaine guidafile • Guaines pour fil • Vainas guia alambre • Drahtführungsseelen • Guias para fio	 Fe	2m Ø 0,6÷0,8 722077	2m Ø 0,6÷0,8 722077	2m Ø 0,6÷0,8 722077	2,5m Ø 0,6÷0,8 742422	3m Ø 0,6÷0,8 - 722437 3m Ø 1÷1,2 - 722689 5m Ø 0,6÷0,8 - 722712 5m Ø 1÷1,2 - 722766
	 Al	—	—	—	—	3m Ø 1÷1,2 - 722516
Torch Swan Necks • Lance • Lances • Encorvados • Brennerhals • Lanças		722078	722078	722078	722078	722305 WITH GAS DIFFUSOR/ CONTACT TIP HOLDER
Springs • Molle • Resorts • Muelles • Feder • Molas	 10 pcs	722319 (▲)	722319 (▲)	722319 (▲)	722319 (▲)	722319 (▲)
Feed Rolls • Rullini • Galets • Roldanas • Vorschubrollen • Roletes	 Fe	—	0,6÷0,9 722019	0,6÷0,9 722019	0,6÷0,9 722019	0,6÷0,9 - 722019 01 - 722629 0,6÷0,9 722019 mod. 230 01 - 722629
	 Al	—	0,6÷0,9 722019	0,6÷0,9 - 722019 01 - 722629	0,6÷0,9 - 722019 01 - 722629	0,6÷0,9 - 722019 01 - 722629
	 Flux	0,6÷0,9 722529	0,6÷0,9 722529	0,6÷0,9 722529	0,8÷1,2 722626	— mod. 200 0,9÷1,2 - 722626
Consumables box • Box consommabili • Boite consommables • Caja consumibles • Verbrauchsmaterialbox • Box Consumíveis	—	MIG READY BOX C 804149	MIG READY BOX C 804149	MIG READY BOX C 804149	MIG READY BOX C 804149 CONSUMABLES BOX 804137	MIG READY BOX C 804149 CONSUMABLES BOX 804137

PRODUCTS	TECHNOMIG 180, TECHNOMIG 210 DUAL SYNERGIC	TECHNOMIG 215, 225 DUAL SYNERGIC	TECHNOMIG 233 TREGO SYNERGIC	MAXIMA 270, TELMIG 281/2	MASTERMIG 270/2, TECHNOMIG 240, 241, 260, 265, ELECTROMIG 300 SYN, ELECTROMIG 330 WAVE	MASTERMIG 275i, 305i, SUPERMIG 350i,
ACCESSORIES						
Torches Torçe • Torches • Sopletes • Brenner • Tochás	 MT15 3 m - 742180 4 m - 742181	MT15 3 m - 742180 4 m - 742181 5 m - 742182	MT15 3 m - 742180 (RED) 3 m - 742944 (BLUE) 4 m - 742181 5 m - 742182	5 m - 742185 NO MAXIMA 270, TELMIG 281/2	MT25 3 m - 742183 4 m - 742184	MT25 3 m - 742183 4 m - 742184 5 m - 742185
Contact Tips Tubetti di contatto • Tubes contact • Tubitos de contacto • Kontaktrohrchen • Bicos fio soldadura	Steel  20 PCS Ø 0,6 - 722415 (▲) Ø 0,8 - 722416 (▲) Ø 1 - 722705 mod. T. 210	Ø 0,6 - 722415 (▲) Ø 0,8 - 722416 (▲) Ø 1 - 722705	Ø 0,6 - 722415 (▲) Ø 0,8 - 722680 Ø 1 - 722681	Ø 0,6 - 722415 (▲) Ø 0,8 - 722680 Ø 1 - 722681	Ø 0,6 - 722415 (▲) Ø 0,8 - 722680 Ø 1 - 722681 Ø 1,2 - 722682 NO T. 240, 241	Ø 0,6 - 722415 (▲) Ø 0,8 - 722680 Ø 1 - 722681 Ø 1,2 - 722682
	Al  20 PCS	Ø 0,8 - 722556 (▲) Ø 1 - 722552 (▲)	Ø 0,8 - 722556 (▲) Ø 1 - 722552 (▲)	Ø 0,8 - 722556 (▲) Ø 1 - 722552 (▲) Ø 1,2 - 722553 NO MM. 270/2, T. 260, 265	Ø 0,8 - 722556 (▲) Ø 1 - 722552 (▲) Ø 1,2 - 722553 NO MM. 270/2, T. 260, 265	Ø 0,8 - 722556 (▲) Ø 1 - 722552 (▲) Ø 1,2 - 722553 NO 275i
	Flux  20 PCS	Ø 0,8 - 722556 (▲) Ø 1 - 722552 (▲) Ø 1,2 - 722553	Ø 0,8 - 722556 (▲) Ø 1 - 722552 (▲) Ø 1,2 - 722553	—	Ø 0,8 - 722556 (▲) NO 270/2 Ø 1 - 722552 (▲) NO 270/2 Ø 1,2 - 722553 NO 270/2	Ø 0,8 - 722556 (▲) NO 275i Ø 1 - 722552 (▲) NO 275i Ø 1,2 - 722553 NO 275i
Conical Nozzles - Ugelli conici • Becs coniques - Inyectores conicos - konische Gasdüsen - Bocais cónicos	 10 PCS	722423 (▲)	722423 (▲)	722685	722685	722685
Thin Headed Nozzles - Ugelli a testa fine • Becs à tête fine - Inyectores cabeza fina - verengte Düsen - Bocais ponta fina	 10 PCS	722151	722151	722686	722686	722686
Cylindrical Nozzles - Ugelli cilindrici • Becs cylindriques - Inyectores cilindricos - zylindrische Düsen - Bocais cilíndricos	 10 PCS	722149 (▲)	722149 (▲)	722684	722684	722684
Riveting Nozzles - Ugelli puntatura chiodi • Becs pointageclous - Inyectores punteado clavos - Nägelpunktendüsen - Bocais para pontos	 10 PCS	722672	722672	—	—	—
Spot-welding Nozzles - Ugelli puntatura • Becs pointage - Inyectores punteado - Punktschweissdüsen - Bocais para pontos	 10 PCS	722150	722150	722687	722687	722687
Liners - Guaine guidafile • Guaines pour fil - Vainas guia alambre - Drahtführungsseelen - Guias para fio		—	3m Ø 0,6÷0,8 - 722437 3m Ø 1÷1,2 - 722689	—	5m Ø 0,6÷0,8 - 722712 5m Ø 1÷1,2 - 722766	3m Ø 0,6÷0,8 - 722437 3m Ø 1,0÷1,2 - 722689 5m Ø 0,6÷0,8 - 722712 5m Ø 1÷1,2 - 722766
	Al	—	3m Ø 1÷1,2 - 722516 3m Ø 1÷1,2 mod. TECHNOMIG 240, 241, ELECTROMIG 330 - 742164	—	5m Ø 0,6÷0,8 - 722712 5m Ø 1÷1,2 - 722766	4m Ø 1,0÷1,2 - 742984
Torch Swan Necks - Lance - Lances • Encorvados - Brennerhals - Lanças		722305 WITH GAS DIFFUSOR/ CONTACT TIP HOLDER			722696	722696
Springs - Molle - Resorts • Muelles - Feder - Molas	 10 PCS	722319 (▲)	722319 (▲)	722319 (▲)	722690	722690
Gas diffusors - Diffusori gas • Diffuseurs gaz - Difusores gas - Gasdiffusoren - Difusores	 10 PCS	—	—	—	722688	722688
Feed Rolls • Rullini - Galets • Roldanas - Vorschubrollen • Roletes		Ø 0,6÷0,9 722019 Ø 1 - 722629 mod. T.210	Ø 0,6÷0,8 - 742575 Ø 1÷1,2 - 742054	2 RULLI Ø 0,6÷0,8 - 742575 Ø 1÷1,2 - 742054 4 RULLI Ø 0,6÷0,8 - 742576 Ø 1÷1,2 - 742366	Ø 0,6÷0,8 - 722019 Ø 1 - 722629	Ø 0,6÷0,8 Mod. 275i - 742575 Mod. 305i - 742576 Mod. 350i - 742836 Ø 0,8÷1 Mod. 305i - 722227 Ø 1÷1,2 Mod. 275i - 742054 Mod. 305i - 742366 Mod. 350i - 742837
	Al	Ø 0,6÷0,8 - 722019 Ø 1 - 722629	Ø 0,8÷1 - 742090	4 RULLI Ø 0,8÷1 - 742304	Ø 0,6÷0,8 - 722019 Ø 1 - 722629	mod. 270/2, 260, 265, 240, 241 Ø 0,8÷1 - 742090 mod. 240, 241 Ø 1÷1,2 - 722127 mod. E.300, 330 Ø 0,8÷1 - 742304 Ø 1÷1,2 - 722167 Mod. 275i - 742090 Mod. 305i - 742304 Mod. 350i - 742838 Ø 1÷1,2 Mod. 275i - 722127 Mod. 305i - 722167 Mod. 350i - 742839
	Flux	Ø 0,8÷1,2 722626	Ø 0,9÷1,2 722130	4 RULLI Ø 0,9÷1,2 - 742729	—	Mod. 260, 265, 240, 241 Ø 0,9÷1,2 - 722130 mod. E.300, 330 Ø 0,9÷1,2 - 742729 Mod. 350i Ø 0,9÷1,2 - 742859 Mod. 305i Ø 0,9÷1,2 - 742729
Consumables box - Box consumabili • Boite consommables - Caja consumibles - Verbrauchsmaterialbox - Box Consumáveis		MIG READY BOX C 804149 CONSUMABLES BOX 804137	MIG READY BOX F 804168 CONSUMABLES BOX 804137	CONSUMABLES BOX 804137	CONSUMABLES BOX 804152	CONSUMABLES BOX 804152

MIG-MAG ACCESSORIES



PRODUCTS	SUPERMIG 450i, MASTERMIG 405i		ELECTROMIG 400		MASTERMIG 400		SUPERMIG 500i XD, 505iXD PULSE, SUPERMIG 600i XD		AQUA VERSION* ELECTROMIG 330 WAVE, SUPERMIG 500i XD, 505iXD PULSE, 600i XD		MT240 Max: 270A @100%		MT555 DOUBLE COOLED			
											AQUA VERSION		AQUA VERSION			
Torches Torçe • Torches • Sopletes • Brenner • Tochás			MT36 3 m - 742186 4 m - 742187 5 m - 742188		MT36 3 m - 742186 4 m - 742187 5 m - 742188		MT40SL 4 m - 743445 5 m - 743446		MT500 3 m AQUA - 722625 4 m AQUA - 742821 5 m AQUA - 722683		MT240 4 m - 742996		MT555 4 m - 742881			
Contact Tips Tubetti di contatto • Tubes contact • Tubitos de contacto • Kontaktrohrenchen • Bicos fio soldadura	Steel 	20 pcs 0,6 - 722415 (▲) 0,8 - 722680 0,1 - 722681 0,1,2 - 722682 0,1,6 - 722797	0,6 - 722415 (▲) 0,8 - 722680 0,1 - 722681 0,1,2 - 722682 0,1,6 - 722797		0,8 - 722556 (▲) 0,1 - 742159 0,1,2 - 742160 0,1,6 - 742161		0,8 - 722581 0,1 - 722582 0,1,2 - 722583 0,1,6 - 722587		0,8 - 722581 0,1 - 722582 0,1,2 - 722583 0,1,6 - 722587 NO E.330		0,8 - 722416 (▲) 0,1 - 722705 0,1,2 - 743206		0,8 - 722581 0,1 - 722582 0,1,2 - 722583 0,1,6 - 722587			
	Al 	20 pcs 0,8 - 722556 (▲) 0,1 - 722552 (▲) 0,1,2 - 722553 0,1,6 - 722818	0,8 - 742466 0,1 - 742467 0,1,2 - 742468 0,1,6 - 722818		0,8 - 722556 (▲) 0,1 - 722552 (▲) 0,1,2 - 722553		0,1 - 742159 0,1,2 - 742160 0,1,6 - 742161		0,1 - 742159 0,1,2 - 742160 0,1,6 - 742161 NO E.330		0,8 - 743207 0,1 - 743208 0,1,2 - 743209		0,1 - 742159 0,1,2 - 742160 0,1,6 - 742161			
	Flux 	20 pcs 0,8 - 722556 (▲) 0,1 - 722552 (▲) 0,1,2 - 722553 0,1,6 - 722818 Mod. 450i	0,8 - 722556 (▲) 0,1 - 722552 (▲) 0,1,2 - 722553		0,8 - 722556 (▲) 0,1 - 722552 (▲) 0,1,2 - 722553		0,1 - 722769 0,1,2 - 722770 0,1,6 - 722771		0,1 - 722769 0,1,2 - 722770 0,1,6 - 722771 NO E.330		0,8 - 743210 0,1 - 743211 0,1,2 - 743212		0,1 - 722769 0,1,2 - 722770 0,1,6 - 722771 0,2 - 722772			
Conical Nozzles - Ugelli conici • coniques • conicos • konische • cónicos			722792		722792		722792		0,16 - 722585		0,12,5 - 743002		0,16 - 722585			
Thin Headed Nozzles - A testa fine • tête fine • cabeza fina • verengte • ponta fina			722793		722793		722793		-		-		-			
Cylindrical Nozzles - cilindrici • cylindriques • cilindricos • zylindrische • cilindricos			-		-		-		0,20 - 722595		0,17 - 742456		0,20 - 722595			
Liners - Guaine guidafile • Gaines pour fil • Vainas guía alambre • Drahtführungsseelen • Guías para fio			Fe 3m 0,6÷0,8 - 722437 3m 0,1,0÷1,2 - 722689 3m 0,1,2÷1,6 - 722795 5m 0,6÷0,8 - 722712 5m 0,1÷1,2 - 722766 5m 0,1,2÷1,6 - 722796		3m 0,6÷0,8 - 722437 3m 0,1,0÷1,2 - 722689 3m 0,1,2÷1,6 - 722795 5m 0,6÷0,8 - 722712 5m 0,1,0÷1,2 - 722766 5m 0,1,2÷1,6 722796		4m 0,1÷1,2 742833 4m 0,1,2÷1,6 742834		3m 0,1÷1,2 - 722590 3m 0,1,2÷1,6 722588 NO E.330 4m 0,1÷1,2 - 742808 4m 0,1,2÷1,6 742809 NO E.330 5m 0,1÷1,2 - 722780 5m 0,1,2÷1,6 722767 NO E.330		4m 0,1÷1,2 742808		4m 0,1÷1,2 742808			
	Al		4m 0,1,0÷1,2 - 742984 4m 0,1,2÷1,6 - 742811		4m 0,1÷1,2 - 742812 4m 0,1,2÷1,6 - 742811		4m 0,1÷1,2 742984		4m 0,1,0÷1,2 - 742812 4m 0,1,2÷1,6 - 742811		4m 0,1,0÷1,2 - 742812 4m 0,1,2÷1,6 742811 NO E.330		4m 0,1÷1,2 742812 4m 0,1,2÷1,6 742811			
Torch Swan Necks - Lance • Lances • Encorvados • Brennerhals • Lanças			722788		722788		722788		722708		743005		742882			
Gas diffusors - Diffusori gas • Diffuseurs gaz • Difusores gas • Gasdiffusoren • Difusores			722791		722791		722791		722593		742465		722593			
Contact Tip Holders - Supporti tubetto • supports tubes • sostén tubitos • Kontaktrohrenchen-träger • Suportes de tubos			722789		722789		743449		722709		743006		743008			
Feed Rolls • Rullini • Galets • Roldanas • Vorschubrollen • Roletes			Mod. 405i 0,6÷0,8 - 742576 0,8÷1 - 722227 0,1÷1,2 - 742366 0,1,2÷1,6 - 722241		0,6÷0,8 742576 0,8÷1 722227 0,1÷1,2 742366 0,1,2÷1,6 742366		0,6÷0,8 742576 0,8÷1 722227 0,1÷1,2 742366 0,1,2÷1,6 742366		Mod. 330 0,6÷0,8 - 742576 0,8÷1 - 722227 0,1÷1,2 - 742366 Mod. 500i, 505i, 600i XD 0,6÷0,8 742836 0,1÷1,2 742837 0,1,2÷1,6 742786		-		-			
	Al		Mod. 405i 0,8÷1 742304 0,1÷1,2 722167 0,1,2÷1,6 722169 Mod. 450i 0,8÷1 - 742838 0,1÷1,2 742839 0,1,2÷1,6 742858		0,8÷1 - 742304 0,1÷1,2 - 722167 0,1,2÷1,6 - 722169		0,8÷1 - 742304 0,1÷1,2 - 722167		0,8÷1 742838 0,1÷1,2 742839 0,1,2÷1,6 742858		Mod. 330 0,8÷1 - 742304 0,1÷1,2 - 722167 Mod. 500i, 505i, 600i XD 0,8÷1 - 742838 0,1÷1,2 - 742839 0,1,2÷1,6 - 742858		-		-	
	Flux		Mod. 405i 0,9÷1,2 - 742729 Mod. 450i 0,9÷1,2 - 742859 0,1,2÷1,6 - 742899		0,9÷1,2 742729		0,9÷1,2 742729		0,9÷1,2 742859 0,1,2÷1,6 742899		Mod. 330 0,9÷1,2 - 742729 Mod. 500i, 505i, 600i XD 0,9÷1,2 - 742859 0,1,2÷1,6 - 742899		-		-	

(▲) AVAILABLE AS BLISTER, see on page 85

TIG WELDING KITS

KIT SALDATURA TIG - KIT SOUDAGE TIG - KIT SOLDADURA TIG - WIG SCHWEISSKIT - KIT SOLDADURA TIG

801097

x Infinity 170, 172, 200, 220, Tecnica 171/S, 211/S, Tecnica 188 MPGE, Tecnica 190 Tig



802491

x Infinity 228 CE, Technology 186 XT MPGE, 236 XT, 238 XT CE/MPGE, Advance 227 XT



804362

x Technology Tig 230, 202



802788

x Technology Tig 222, Superior Tig 251, 311, Supertig 302, Superior Tig 421



802789

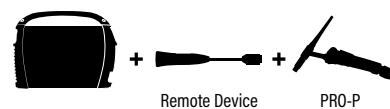
x Supertig 302 AQUA, Superior Tig 421 AQUA



REMOTE DEVICE

802810

Superior Tig 251, 311, Superior Tig 421



TIG TORCH CAPS

LONG CAP - CAPPuccio LUNGO - CAPUCHON LONG - CAPUCHA LARGA - LANGE KAPPE - PENA LONGA



x ST9V
722981



x ST17, ST18A,
ST26, ST26V
722193



x ST9V
722982



x ST17, ST18A, ST26, ST26V
722192

CLEANTECH 100 & 200

LIQUID - LIQUIDI - LIQUIDE - LÍQUIDO - FLÜSSIGKEIT - LÍQUIDO

for CLEANTECH 200



CLEAN IT
1l 804031
5l 804296



BRUSH IT
1l 804030
5l 804297



LIQUITECH STRONG
5l 804608



MARK IT
804029

4
PCS



MARKING KIT
804028

CONSUMABLES



BRUSH KIT
5 pcs 981863



MARKING STRIPS KIT
0,5m 981865



CLEANING STRIPS KIT
10 pcs 981866



NEUTRALIZE
804139

4
PCS

for CLEANTECH 100



LIQUITECH
3l 322905

PRODUCTS	KIT 801097	INFINITY 225	TECHNOLOGY TIG 202, 222, 230	SUPERIOR TIG 251, SUPERIOR TIG 311	SUPERTIG 302	ADVANCE 227, INFINITY 228, MAXIMA 270, SUPERIOR 250, 320, 400, MASTERMIG i, SUPERMIG i, TECHNOMIG 225, 260, 265, TECHNOMIG 240, 241 WAVE, ELECTROMIG WAVE ELECTROMIG SYNERGIC
ACCESSORIES						

Torches • Torce • Torches • Sopletes • Brenner • Tochas

ST9V		4m - 722563	—	—	—	—
ST17		—	mod. 225 4m - 742856 mod. 230 4m - 743120	4m - 743120	—	—
ST26V		—	—	—	—	4m - 742058
ST26		—	4m - 743121 8m - 743123	4m - 743121 8m - 743123	4m - 743121 8m - 743123	4m - 743121 8m - 743123
		PRO-C	—	4m - 743029 8m - 743031	—	4m - 743029 8m - 743031
		PRO-P	mod. 230 4m - 743025 (+device 802810) mod. 230 8m - 743027 (+device 802810)	4m - 743025 8m - 743027	4m - 743025 (+device 802810) 8m - 743027 (+device 802810)	4m - 743025 8m - 743027
ST18A		—	—	mod. 222 4m - 743122	4m - 743122	4m - 743122
AQUA		PRO-C	—	mod. 222 4m - 743030 mod. 222 8m - 743032	—	4m - 743030 8m - 743032
		PRO-P	—	mod. 222 4m - 743026 mod. 222 8m - 743028	mod. 311 4m 743026 (+device 802810) mod. 311 8m 743028 (+device 802810)	4m - 743026 8m - 743028
		—	—	—	—	—
Grey Cerium Tungsten Electrodes • Elettrodi tungsteno ceriato grigio • Electrodes gris tungstène • cerium • Electrodes tungsteno gris • Graue Zeriumwolfram Elektroden • Eléctrodos de tungsténio cinzentos	DC	Ø 1 - 802220 Ø 1,6 - 802222	Ø 1 - 802220 Ø 1,6 - 802222 Ø 2,4 - 802232 Ø 3,2 - 802233	Ø 1 - 802220 Ø 1,6 - 802222 Ø 2,4 - 802232 Ø 3,2 - 802233	Ø 1 - 802220 Ø 1,6 - 802222 Ø 2,4 - 802232 Ø 3,2 - 802233	Ø 1 - 802220 Ø 1,6 - 802222 Ø 2,4 - 802232 Ø 3,2 - 802233
Green Pure Tungsten Electrodes • Elettrodi tungsteno puro verde • Electrodes verts tungstène pur • Electrodes tungsteno puro verde • Grüne Reinwolframelektroden • Eléctrodos de tungsténio verde	AC	—	—	Ø 1 - 802234 Ø 1,6 - 802235 Ø 2,4 - 802236	—	Ø 1 - 802234 Ø 1,6 - 802235 Ø 2,4 - 802236 Ø 3,2 - 802237 Ø 4 - 802238
Electrode Diffusers • Diffusori elettrodo • Diffuseurs pour électrode • Difusores para electrodo • Elektrodendiffusores • Difusores para eléctrodo		Ø 1 - 802226 Ø 1,6 - 802228	Ø 1 - 802249 Ø 1,6 - 802250 Ø 2,4 - 802251	Ø 1 - 802249 Ø 1,6 - 802250 Ø 2,4 - 802251 Ø 3,2 - 802252 Ø 4 - 802253	Ø 1 - 802249 Ø 1,6 - 802250 Ø 2,4 - 802251 Ø 3,2 - 802252 Ø 4 - 802253	Ø 1 - 802249 Ø 1,6 - 802250 Ø 2,4 - 802251 Ø 3,2 - 802252 Ø 4 - 802253
Electrode Holders • Pinze serra elettrodo • Pincas porte-électrode • Pinzas porta electrodo • Elektrodenthalter • Pinças para eléctrodos		Ø 1 - 802223 Ø 1,6 - 802225	Ø 1 - 802239 Ø 1,6 - 802240 Ø 2,4 - 802241	Ø 1 - 802239 Ø 1,6 - 802240 Ø 2,4 - 802241 Ø 3,2 - 802242 Ø 4 - 802243	Ø 1 - 802239 Ø 1,6 - 802240 Ø 2,4 - 802241 Ø 3,2 - 802242 Ø 4 - 802243	Ø 1 - 802239 Ø 1,6 - 802240 Ø 2,4 - 802241 Ø 3,2 - 802242 Ø 4 - 802243
Ceramic nozzles • Ugelli ceramic • Becs céramique • Inyectores ceramicos • Keramische Düsen • Bocais em cerâmica		N° 4 - 802229 N° 5 - 802230 N° 6 - 802231	N° 4 - 802244 N° 6 - 802245 N° 7 - 802246	N° 4 - 802244 N° 6 - 802245 N° 7 - 802246	N° 4 - 802244 N° 6 - 802245 N° 7 - 802246 N° 8 - 802247	N° 4 - 802244 N° 6 - 802245 N° 7 - 802246 N° 8 - 802247
Consumables Kit For Tig Torch • Kit Consumabili Torcia Tig • Kit Consommables Torche Tig • Kit Consumibles Antorcha Tig • Verbrauchsmaterialienkit Wig Brenner • Kit Consumíveis Tocha Tig		—	x ST17-26 - 804138	x ST17-26 - 804138	x ST17-26 - 804138	x ST17-26 - 804138

*AQUA = water cooled

PLASMA ACCESSORIES



PRODUCTS	INFINITY PLASMA 40, TECHNOLOGY PLASMA 41 XT, 60 XT	TECHNOLOGY PLASMA 54 XT KOMPRESSOR	SUPERIOR PLASMA 70	SUPERIOR PLASMA 100	SUPERIOR PLASMA 70 SUPERIOR PLASMA 100
ACCESSORIES					
Torches Torçe • Torches • Sopletes • Brenner • Tochas	PH Mod. 40 - 4 m 742685 Mod. 41 XT, 60 XT 4 m 804155	PK Mod. 54 KXT 4 m 804156	PV 6 m - 804041	PV 105 6 m - 804341	—
AUTOMATIC	—	—	—	—	PX A 12 m - 802955
Starter Kit Starter Kit • Kit Consumables • Kit De Inicio • Starter Kit • Kit Consumíveis	—	—	—	85A - 804352 105A - 804353	45A - 802879 65A - 802880 Mod. 100 85A - 802881 105A - 802882
Shield Schermo • Bouclier • Protección • Schütz • Blindagem	—	—	804050 2 pcs	20A-70A - 804050 85A-105A - 804349 2 pcs	ACCURCUT 45A - 804316 45A - 85A - 802884 Mod. 100 100A-125A - 802885 2 pcs
Prolonged Shield - schermi prolungati • ecrans prolongees • protecciones prolongadas • verlängert. schutz • Blindagem longa	—	—	804051 2 pcs	804051 2 pcs	—
Gouging Shield - Schermo Scriccatura • Bouclier Décricage • Protección Torchado • FughenobelN Schütz • Blindagem para chafnar	—	—	45A - 804061 3 pcs	45A - 804061 3 pcs	—
Nozzles Ugelli • Buses • Toberas • Düsen • Bicos	Mod. 40, 41XT, 60XT 40A - 802423 Mod. 60 60A - 804157 Mod. 40, 41XT, 60XT 20A - 804418 5 pcs	40A - 802423 20A - 804418 5 pcs	20-50A - 804045 70A - 804047 5 pcs	20-50A - 804045 70A - 804047 85A - 804345 105A - 804346 5 pcs	ACCURCUT 45A - 804315 45A - 802892 65A - 802893 Mod. 100 - 85A 802894 Mod. 100 - 105A 802895 5 pcs
Long nozzles - Ugelli prolungati • Buses prolongées • Toberas prolongados • Verlängerte Düsen • Bicos longos	802429 5 pcs	—	20-50A - 804046 70A - 804048 5 pcs	20-50A - 804046 70A - 804048 5 pcs	—
Gouging Nozzles - Ugelli Scriccatura • Buses Décricage • Inyectores Torchado • FughenobelN Düsen • Bicos para chanfrar	Mod. 60 XT 804167 5 pcs	—	45A - 804062 5 pcs	105A - 804347 5 pcs	—
Electrodes • Elettrodi • Electrodes • Electrodos • Elektroden • Eléttodos	802420 5 pcs	802420 5 pcs	804042 5 pcs	804042 5 pcs	45A-150A - 802889 5 pcs
Long electrode - Elettrodi prolungati • Electrodes prolongées • Electrodes prolongados • Verlängerte Elektroden • Eléttodos longos	802428 5 pcs	—	804043 5 pcs	804043 5 pcs	—
Torch Safety Caps • Puntali torcia • Embouts torche • Puntales soplete • Stösselschaften • Bocal	802425 2 pcs	802485 2 pcs	20A-70A - 804049	20A-70A - 804049 85A-105A - 804348	45A - 85A - 802887 100A - 150A Mod. 100 - 802890
Insulating Diffusors • Diffusori isolanti • Diffuseurs isolants • Difusores aislantes • Isolierte Diffusoren • Difusores	802422 5 pcs	—	20A-70A - 804044 2 pcs	20A-70A - 804044 85A-105A - 804344 2 pcs	45A - 85A - 802888 Mod. 100 100A - 150A 802891 2 pcs
OR Rings • Anelli OR • Anneaux OR • Tornillos OR • OR Ringen • OR Rings	—	—	804052 10 pcs	804052 10 pcs	804053 10 pcs
Magnetic guides • Guide magnetiche • Rayures magnétiques • Guias magnéticas • Magnetischürungen • Guias magnéticas	802143	802143	—	—	—
Circular cutting units • Unità circolari di taglio • Unités de decoupage circulaire • Unidades de corte circular • Rundschnideanlage • Compassos	804169	804169	804059	804059	804059
Consumables Kit • Kit Consumabili • Kit Consumables • Kit Consumibles • Verbrauchsmaterialienkit • Kit Consumíveis	x PH Mod. 40, 41 - 804415 Mod. 60 - 804417	x PK - 804416	x PV - 804108	x PV - 804108	—
Special Consumables • Consumabili Speciali • Consumables Spéciaux • Consumibles Especiales • Spezielles Verbrauchsmaterial • Consumíveis especiais	—	—	804376 804354 see on pag. 131	804377 804354 see on pag. 131	—

Q.TY FOR SALES BY MULTIPLE OF Q.TA' DI VENDITA PER MULTIPLI DI: 2 kits

SPOT WELDING ACCESSORIES



INDUCTOR 3000

VERTICAL

- 10V **M8/M10** - 2pcs
801413
- 14V **M12/M14** - 2pcs
801414
- 18V **M16/M18** - 2pcs
801604

HORIZONTAL

- 10H **M8/M10** - 2pcs
801416
- 14H **M12/M14** - 2pcs
801417
- 18H **M16/M18** - 2pcs
801605

kit 2 Twister wires 801419

SMART INDUCTOR 5000

CONSUMABLES FOR HEAT TWISTER:

VERTICAL

- 10V **M8/M10** - 2pcs
801413
- 14V **M12/M14** - 2pcs
801414
- 18V **M16/M18** 2pcs
801415

HORIZONTAL

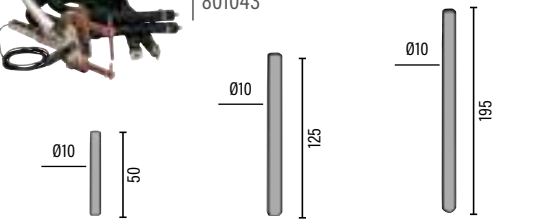
- 10H **M8/M10** - 2pcs
801416
- 14H **M12/M14** - 2pcs
801417
- 18H **M16/M18** 2pcs
801418

kit 2 Twister wires
801419

DIGITAL CAR SPOTTER



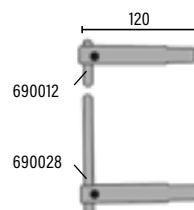
801043



L=50 mm - 690012

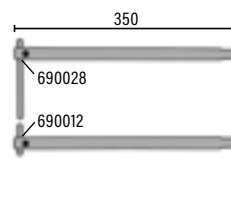
L=125 mm - 690028

L=195 mm - 690007



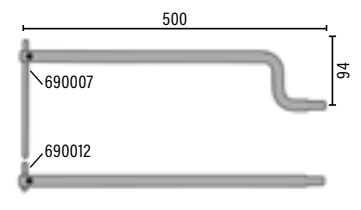
XD1 - standard

L=120 mm - 803015



XD2

L=350 mm - 803017



XD3

L=500 mm - 803024

DIGITAL SPOTTER 7000, 9000 (AQUA) - MODULAR 20/TI - DIGITAL MODULAR

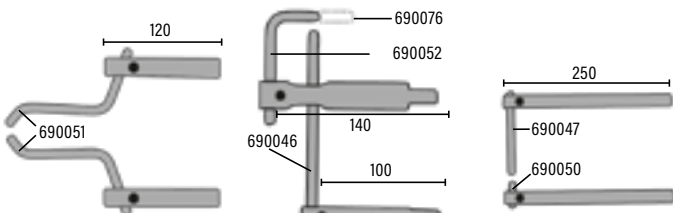
ARM PAIRS WITH ELECTRODES - COPPIE BRACCI CON ELETTRODI - DEUX BRAS AVEC ÉLECTRODES - PAR BRAZOS CON ELECTRODOS - ARMPAAR MIT ELEKTRODEN - PAR BRAÇOS PARA PINÇAS COM ELÉTRÓDOS



Digital Spotter 7000, 9000
801048

Digital Spotter 9000 AQUA
801086

- Modular 20/TI
- Digital Modular 230-400



XA4

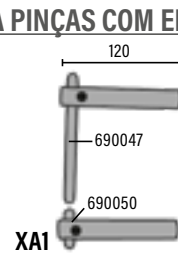
CLAMP ELECTRODES
L=120 mm - 803155

XA5

INTERNAL PROFILES
L=140 mm - 803159

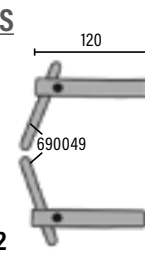
XA6

STRAIGHT ARM PAIR
L=250 mm - 803152



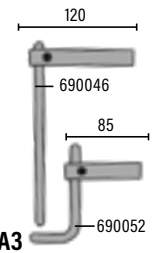
XA1

STRAIGHT ARM PAIR
L=120 mm (standard)
803151



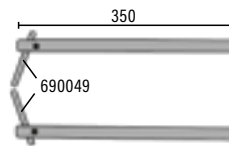
XA2

BENT ARM PAIR
L=120 mm
803150



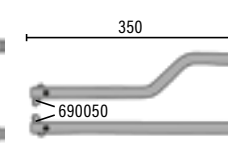
XA3

EXTERNAL PROFILES
L=120 mm
803158



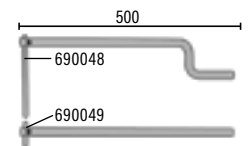
XA7

BENT ARM PAIR
L=350 mm - 803153



XA8

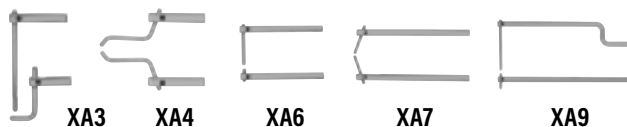
SHAPED ARM PAIR
L=350 mm - 803154



XA9

SHAPED ARM PAIR
L=500 mm - 803156

BASIC ARMS KIT - SERIE BRACCI BASE - KIT BRAS BASE - KIT BRAZOS BASE - GRUNDARMEN KIT - KIT BRAÇOS BASE
803045



DIGITAL SPOTTER 7000, 9000 (AQUA)

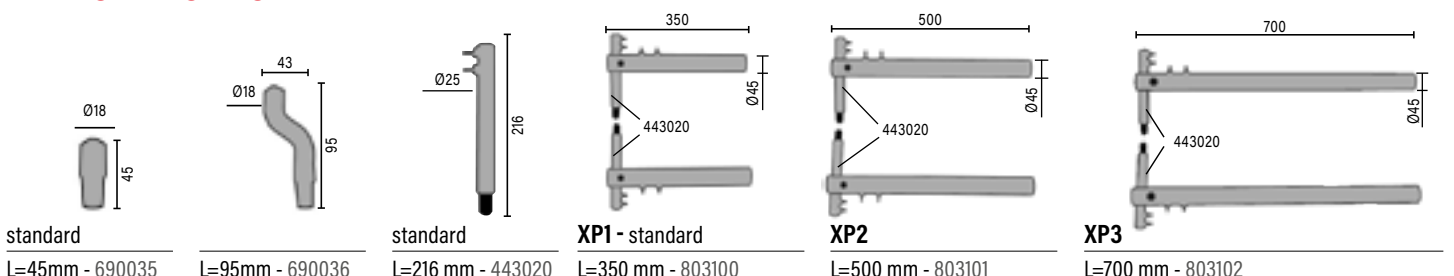


Digital Spotter 7000, 9000
801041



ELECTRODES
L= 28 mm 690055

PTE LCD - PCP LCD



WELDING TABLES

TAVOLI DI SALDATURA • TABLES DE SOUDAGE • MESAS DE SOLDADURA • SCHWEISSTISCHE • MESAS DE SOLDAGEM

STATIONARY

804826
1200x800 h 900 mm
Ø16 mm



MOBILE & ADJUSTABLE HEIGHT

804827
1200x800 h 460-950 mm
Ø16 mm



WHEELS FOR GREATER MOBILITY

Ruote per maggiore mobilità • Roues pour une meilleure mobilité • Ruedas para una mayor movilidad • Räder für mehr Mobilität • Rodas para maior mobilidade

ADJUSTABLE HEIGHT

Altezza regolabile • Hauteur réglable
Altura regulable • Verstellbare Höhe
Altura ajustável

	MEASURE (mm)	LOAD CAPACITY (Kg)	MATERIAL	TOP FINISH	THICKNESS (mm)	HOLE Ø (mm)
804826	1200x800 h 900	1000	S355J2+N	PLASMA NITRIDING COATING	12	16
804827	1200x800 h 460-950	750	S355J2+N	PLASMA NITRIDING COATING	13	16

OPTIONAL

SQUARE&ROUND CLAMP KIT

40 PCS

KIT MORSETTI QUADRI&TONDI • KIT PINCES CARREES&RONDES • ECKIGE & RUNDKLEMMEN-SET • KIT PINZAS CUADRADAS&REDONDAS • KIT DE ABRAÇADEIRAS QUADRADAS E REDONDAS

804853



CLAMPING&FASTENING KIT

96 PCS

KIT SERRAGGIO&FISSAGGIO • KIT DE SERRAGE & FIXATION • KIT DE SUJECCIÓN&FIJACIÓN • BEFESTIGUNGS- & VERBINDUNG-SET • KIT DE FIXAÇÃO E APERTO

804854



TOOL CART

Ø 16mm

CARRELLO PORTA ACCESSORI • CHARIOT PORTE-ACCESSOIRES • CARRO PARA ACCESORIOS • ZUBEHÖRWAGEN • CARRINHO PARA ACESSÓRIOS

804828



CODE	EN Code IT Codice FR Code ES Código DE Kode RU Код PT Código NL Code SV Kod AR الكود
V _{PH}	EN Mains voltage IT Tensione di rete FR Tension de secteur ES Tensión de red DE Netzspannung RU Напряжение сети PT Tensão de rede NL Netspanning SV Nätspänning AR جهد الشبكة
V _{DC}	EN Dc available voltage IT Tensione disponibile in DC FR Tension disponible en DC ES Tension disponible in DC DE Dc verfügbare Spannung RU Доступное напряжение в режиме постоянного тока PT Tensão disponível em DC NL Spanning beschikbaar in DC SV Tillgänglig DC-spänning AR جهد الدخول عند التيار المستمر
A _{60%} 40°C	EN Absorbed current IT Corrente assorbita FR Courant absorbé ES Corriente absorbida DE Stromaufnahme RU поглощенный ток PT Corrente absorvida NL Stroomopname SV Strömförbrukning AR التيار الممتصة
A _{MAX}	EN Max. current IT Corrente massima FR Courant max. ES Corriente máx. DE Max. Strom RU Максимальный ток PT Corrente máxima NL Maximum stroom SV Maximal ström AR أقصى تيار
A _{1/VC}	EN Starting current IT Corrente di avviamento FR Courant de démarrage ES Corriente de arranque DE Startstrom RU Пусковой ток PT Corrente de arranque SV Startström AR ليغشرت لدا رايات EN 60335-2-29 1 V/C
A _{START MAX}	EN Starting peak current IT Corrente di picco in avviamento FR Courant de pic en démarrage ES Corriente máxima de puesta en marcha DE Startspitzenstrom RU Пиковый ток пуска PT Corrente de pico em accionamento NL Piekstroom in start SV Topström vid start AR أقصى حد للتيار عند التشغيل
A _{EN}	EN Rated charge current IT Corrente di carica convenzionale FR Courant conventionnel de charge ES Corriente de carga convencional DE Konventionelladestrom RU Ток конвенционального заряда PT Corrente de carga convencional NL Stroom van conventioneel laden SV Ström för normal laddning AR تيار الشحن المدعوم EN 60335-2-29
A _{EFF}	EN Charge current IT Corrente di carica efficace FR Courant de charge ES Corriente de carga DE Ladestrom RU Ток эффективного заряда PT Corrente de carga eficaz NL Stroom van efficiënt laden SV Ström för effektiv laddning AR تيار الشحن الفعال
A _{MAX} 40°C AC	EN Max. current IT Corrente massima FR Courant max. ES Corriente máx. DE Max. Strom RU Максимальный ток PT Corrente máxima NL Maximum stroom SV Maximal ström AR أقصى تيار EN 60974-1
A _{60%} AC	EN Current at 60% IT Corrente al 60% FR Courant au 60% ES Corriente al 60% DE Strom bei 60% RU Ток на 60% PT Corrente a 60% NL Stroom aan 60% SV Ström vid 60% AR التيار عند 60%
A _{MIN} MAX AC	EN Current range IT Campo regolazione corrente FR Plage de réglage courant ES Campo de regulación corriente DE Regelbereich RU Диапазон регулирования тока PT Campo regulação corrente NL Veld regeling stroom SV Område för inställning av växelström AR مجال ضبط التيار
A _{OUT}	EN Output current IT Corrente di uscita FR Courant de sortie ES Corriente de salida DE Ausgangsstrom RU Ток выхода PT Corrente de saída NL Uitgangsstroom SV Corrente di uscita AR تيار الخروج
P _{60%} MAX	EN Absorbed power IT Potenza assorbita FR Puissance absorbée ES Potencia absorbida DE Leistungsaufnahme RU Поглощенная мощность заряда/запуска PT Potência absorvida NL Geabsorbeerd vermogen SV Absorberad effekt AR القدرة
P _{50%}	EN Absorbed power at 50% IT Potenza assorbita al 50% FR Puissance absorbée à 50% ES Potencia absorbida al 50% DE Leistungsaufnahme bei 50% RU Поглощенная мощность на 50% PT Potência absorvida al 50% NL Geabsorbeerd vermogen aan 50% SV Absorberad effekt vid 50% AR القدرة الممتصة عند 50%
P _{MAX}	EN Max. absorbed power IT Potenza assorbita max. FR Puissance max. absorbée ES Potencia absorbida máx. DE Max. Leistungsaufnahme RU Макс. поглощенная мощность PT Potência absorvida máx. NL Max. geabsorbeerd vermogen SV Maximal absorberad effekt AR أقصى قدرة ممتصة
P _{C/S}	EN Charge/Start absorbed power IT Potenza assorbita carica/avviamento FR Puissance absorbée de charge et de démarrage ES Potencia absorbida de carga y de puesta en marcha DE Leistungsaufnahme Auflade/Start RU Поглощенная мощность заряда/запуска PT Potência absorvida de carga/ accionamento NL Geabsorbeerd vermogen laden/start SV Absorberad effekt Laddnings-/start AR القدرة الممتصة عند الشحن / التشغيل
P	EN Power IT Potenza FR Puissance ES Potencia DE Leistung RU мощность PT Potência NL Vermogen SV Effekt AR القدرة
P _{MIN} GEN	EN Min. motorgenerator power IT Potenza min. generatore FR Puissance min. motogénérateur ES Potencia min. motorgenerador DE Min. Generatoraggregate leistung RU Минимальная мощность генератора PT Potência min. gerador NL Min. vermogen generator SV Generators minimeffekt AR الحد الأدنى من القدرة الممتصة
P _{MAX} OUT	EN Maximum output power IT Potenza massima in uscita FR Puissance maximale en sortie ES Potencia máxima en salida DE Höchstleistung am Ausgang RU Максимальная выходная мощность PT Potência max saída NL Maximum vermogen in uitgang SV Maximal utgångseffekt AR خروجها ذروة أقصى
C	EN Capacity IT Capacità FR Capacité ES Capacidad DE Kapazität RU Объем PT Capacidade NL Capaciteit SV Kapacitet AR القدرة
[Icon: Battery]	EN Rated reference capacity IT Capacità nominale di riferimento FR Capacité nominale de référence ES Capacidad nominal de referencia DE Einheitsnennleistung RU Объем резервуара PT Capacidade nominal de referência NL Nominale referentiecapaciteit SV Nominell referenskapacitet AR السعة الاسمية التي يتم الرجوع اليها
F _{OUT}	EN Output frequency IT Frequenza di uscita FR Fréquence de sortie ES Frecuencia de salida DE Ausgangsfrequenz RU Частота выхода PT Frequência de saída NL Uitgangsfrequentie SV Utfrekvens AR تردد الخروج
JFL	EN Invert er frequency IT Frequenza inverter FR Fréquence inverter ES Frecuencia inverter DE Inverter Frequenz RU Частота инвертера PT Frequência inversor NL Frequentie inverter SV Omriktarens utfrekvens AR تردد التحويل
V _{IN}	EN Input voltage IT Tensione in ingresso FR Tension en entrée ES Tensión de entrada DE Eingangsspannung RU Напряжение на входе PT Tensão de entrada NL Ingangsspanning SV Inspänning AR الجهد في الدخول
V ₀ AC	EN Max. no load voltage IT Tensione a vuoto max. FR Tension a vide max. ES Tension en vacío max. DE Max. Leerlaufspannung RU Макс. холостое напряжение PT Tensão em vazio max. NL Max. spanning leeg SV Max tomgångsspanning AR الحد الأقصى عند الحمل
V _{OUT}	EN Output voltage IT Tensione di uscita FR Tension de sortie ES Tensión de salida DE Ausgangsspannung RU Напряжение на выходе PT Tensão de saída NL Uitgangsspanning SV Utspänning AR جهد الخروج
[Icon: Battery]	EN Charge/starter voltage IT Tensione di carica/avviamento FR Tension de charge et de démarrage ES Tensión de carga y de puesta en marcha DE Auflade und Anlasespannung RU Напряжение заряда/запуска PT Tensão de carga/accionamento NL Spinning laden/start SV Laddnings-/startspänning AR جهد الشحن/التشغيل
A _h	EN Battery capacity IT Capacità della batteria FR Capacité de la batterie ES Capacidad de la batería DE Kapazität der Batterie RU Макс. холостое напряжение PT Capacidade da bateria NL Capaciteit van de batterij SV Kapacitet på batteriet AR قدرة البطارية
[Icon: Electrode]	EN MMA Electrode diameter IT Diametro elettrodi MMA FR Diamètre électrodes MMA ES Diámetro electrodos MMA DE MMA Elektroden Durchmesser RU Диаметр электрода MMA PT Diâmetro electrodos MMA NL Diameter elektroden MMA SV Diameter MMA-elektroder AR قطر المسك الألومنيوم
[Icon: Wire]	EN Aluminium welding wire diameter IT Diametro filo di saldatura alluminio FR Diamètre fil de soudage aluminium ES Diámetro hilo de soldadura aluminio DE Aluminium Schweissdraht Durchmesser RU Диаметр проволоки для сварки алюминия PT Diâmetro do fio de soldadura do alumínio NL Diameter aluminium lasdraad SV Diameter på svetsstråd aluminium AR قطر المسك الألومنيوم آلة اللحام
[Icon: Wire]	EN Brazing wire diameter IT Diametro filo per brasatura FR Diamètre fil pour brasage ES Diámetro hilo de cobresoldadura DE Lötendraht Durchmesser RU Диаметр проволоки для пайки PT Diâmetro do fio para brasagem NL Diameter draad voor hardsolderen SV Diameter på svetsstråd för lödning AR قطر المسك النحاسي
[Icon: Wire]	EN Flux welding wire diameter IT Diametro filo saldatura animato FR Diamètre fil de soudage fourre ES Diámetro hilo de soldadura halma DE Füll-Schweissdraht Durchmesser RU Диаметр проволоки для сварки порошковой проволокой PT Diâmetro do fio de soldadura com alma NL Diameter gevulde lasdraad SV Diameter på fylld svetsstråd AR قطر المسك الحام الحام
[Icon: Wire]	EN Stainless steel welding wire diameter IT Diametro filo saldatura inox FR Diamètre fil de soudage inox ES Diámetro hilo de soldadura acero inoxidable DE Edelstahl Schweissdraht Durchmesser RU Диаметр проволоки для сварки нержавеющей стали PT Diâmetro do fio de soldadura inox NL Diameter roestvrije lasdraad SV Diameter på svetsstråd inox AR قطر المسك للحام الاكسجين
[Icon: Wire]	EN Steel welding wire diameter IT Diametro filo saldatura acciaio FR Diamètre fil de soudage acier ES Diámetro hilo de soldadura acero DE Stahl Schweissdraht Durchmesser RU Диаметр проволоки для сварки стали PT Diâmetro do fio de soldadura aço NL Diameter stalen lasdraad SV Diameter på svetsstråd stål AR قطر المسك للحام الصلب
[Icon: Fuse]	EN Mains fuse IT Fusibile di rete FR Fusible au reseau ES Fusible de red DE Netzsicherung RU Предохранитель сети PT Fusivel de rede NL Netzekering SV Nätsäkring AR فيوز الشبكة
[Icon: Dimensions]	EN Dimensions IT Dimensioni FR Dimensions ES Dimensiones DE Abmessungen RU Размеры PT Dimensões NL Afmetingen SV Dimensioner AR الأبعاد
[Icon: Weight]	EN Weight IT Peso FR Poids ES Peso DE Gewicht RU Вес PT Peso NL Gewicht SV Vikt AR الوزن

EN/ The manufacturer does not accept any responsibility for any typing or printing errors in this catalogue. It also reserves the right to make any alterations or modifications deemed necessary at any time, without altering or interfering with the basic functions of the apparatus.

IT/ La Società Produttrice declina ogni responsabilità per le possibili inesattezze contenute nel presente catalogo, imputabili ad errori di stampa o di trascrizione. Si riserva altresì il diritto di apportare, senza preavviso, ai propri prodotti quelle modifiche che ritenesse necessarie ed utili senza pregiudicare le caratteristiche di utilizzo.

FR/ Le fabricant décline toute responsabilité pour les éventuelles inexactitudes contenues dans ce catalogue, dues à des erreurs d'impression ou de retranscription. Il se réserve en outre le droit d'apporter sans préavis toutes les modifications qu'il jugera utiles et nécessaires pour une amélioration de son produit, sans en modifier les caractéristiques d'utilisation.

ES/ El fabricante declina toda responsabilidad en relación a las eventuales inexactitudes contenidas en este catálogo debidos a errores de imprenta o de transcripción. Se reserva también el derecho de aportar, sin aviso previo, las variaciones que considere útiles y necesarias a fin de mejorar la calidad de sus productos, sin modificar por ello las características de utilización de los mismos.

DE/ Die Herstellerfirma übernimmt keinerlei Verantwortung für im vorliegenden Katalog möglicherweise enthaltene Ungenauigkeiten, die auf Druck- oder Übertragungsfehler zurückzuführen sind. Die Firma behält sich außerdem das Recht vor, jederzeit ohne Vorankündigung Änderungen an ihren Produkten anzubringen, sofern sie dies für notwendig erachtet und dadurch die Verwendungseigenschaften der Produkte nicht beeinträchtigt werden.

PT/ O Fabricante declina qualquer responsabilidade por possíveis imprecisões contidas neste catálogo que possam ser atribuíveis a erros de impressão ou transcrição. Também se reserva o direito de fazer quaisquer alterações que considere necessárias e úteis aos seus produtos sem aviso prévio, sem prejudicar as características de utilização.

follow us



TELWIN.COM

TELWIN spa

Via della Tecnica, 3
36030 - Villaverla (VI) Italy
Tel. +39 0445 858811

Telwin do Brasil Ltda

Rua Matheus Pereira Carvalho, 779
83323-220 - Pinhais - PR
Brazil
Tel./Whatsapp +55 41 3732-0001

Telwin Technology Co, LTD

Room 101, Building 6,
No.66 Xingbin Road,
Yuhua Economic Development Zone,
Nanjing China
Tel. +86 25 86332683

**Telwin France
Service commercial & S.A.V.**

Tel. +33 (0) 1 85 14 97 42

JOIN THE INNOVATION

